

# Health Data in the Information Society

*Proceedings of MIE2002*



Editors: György Surján  
Rolf Engelbrecht  
Peter McNair

IOS  
Press

OHM  
Ohmsha

# Studies in Health Technology and Informatics

*Editors*

Jens Pihlkjaer Christensen (EC, Luxembourg); Arie Hasman (The Netherlands);  
Larry Hunter (USA); Ilias Iakovidis (EC, Belgium); Zoi Kolitsi (Greece);  
Olivier Le Dour (EC, Belgium); Antonio Pedotti (Italy); Otto Rienhoff (Germany);  
Francis H. Roger France (Belgium); Niels Rossing (Denmark); Niilo Saranummi (Finland);  
Elliot R. Siegel (USA); Petra Wilson (EC, Belgium)

## Volume 90

*Earlier published in this series*

- Vol. 61. R.A. Mortensen (Ed.), ICNP<sup>®</sup> and Telematic Applications for Nurses in Europe
- Vol. 62. J.D. Westwood, H.M. Hoffman, R.A. Robb and D. Stredney (Eds.), Medicine Meets Virtual Reality
- Vol. 63. R. Rogers and J. Reardon, Recommendations for International Action
- Vol. 64. M. Nerlich and R. Kretschmer (Eds.), The Impact of Telemedicine on Health Care Management
- Vol. 65. J. Mantas and A. Hasman (Eds.), Textbook in Health Informatics
- Vol. 66. The ISHTAR Consortium (Eds.), Implementing Secure Healthcare Telematics Applications in Europe
- Vol. 67. J. Oates and H. Bjerregaard Jensen (Eds.), Building Regional Health Care Networks in Europe
- Vol. 68. P. Kokol, B. Zupan, J. Stare, M. Premik and R. Engelbrecht (Eds.), Medical Informatics Europe '99
- Vol. 69. F.-A. Allaert, B. Blobel, C.P. Louwerse and E.B. Barber (Eds.), Security Standards for Healthcare Information Systems
- Vol. 70. J.D. Westwood, H.M. Hoffman, G.T. Mogel, R.A. Robb and D. Stredney (Eds.), Medicine Meets Virtual Reality 2000
- Vol. 71. J.T. Ottesen and M. Danielsen (Eds.), Mathematical Modelling in Medicine
- Vol. 72. I. Iakovidis, S. Maglavera and A. Trakatellis (Eds.), User Acceptance of Health Telematics Applications
- Vol. 73. W. Sermeus, N. Kearney, J. Kinnunen, L. Goossens and M. Miller (Eds.), WISECARE
- Vol. 74. O. Riechhoff, C. Laske, P. van Eecke, P. Wenzlaff and U. Piccolo (Eds.), A Legal Framework for Security in European Health Care Telematics
- Vol. 75. G.O. Klein (Ed.), Case Studies of Security Problems and their Solutions
- Vol. 76. E.A. Balas, S.A. Boren and G.D. Brown (Eds.), Information Technology Strategies from the United States and the European Union
- Vol. 77. A. Hasman, B. Blobel, J. Dudeck, R. Engelbrecht, G. Gell and H.-U. Prokosch (Eds.), Medical Infobahn for Europe
- Vol. 78. T. Paiva and T. Penzel (Eds.), European Neurological Network
- Vol. 79. A. Marsh, L. Grandinetti and T. Kauranne (Eds.), Advanced Infrastructures for Future Healthcare
- Vol. 80. R.G. Bushko, Future of Health Technology
- Vol. 81. J.D. Westwood, H.M. Hoffman, G.T. Mogel, D. Stredney and R.A. Robb (Eds.), Medicine Meets Virtual Reality 2001
- Vol. 82. Z. Kolitsi (Ed.), Towards a European Framework for Education and Training in Medical Physics and Biomedical Engineering
- Vol. 83. B. Heller, M. Löffler, M. Musen and M. Stefanelli (Eds.), Computer-Based Support for Clinical Guidelines and Protocols
- Vol. 84. V.L. Patel, R. Rogers and R. Haux (Eds.), MEDINFO 2001
- Vol. 85. J.D. Westwood, H.M. Miller Hoffman, R.A. Robb and D. Stredney (Eds.), Medicine Meets Virtual Reality 02/10
- Vol. 86. F.H. Roger-France, I. Mertens, M.-C. Closos and J. Hofdijk (Eds.), Case Mix: Global Views, Local Actions
- Vol. 87. F. Mennerat (Ed.), Electronic Health Records and Communication for Better Health Care
- Vol. 88. A. Tanguy and B. Peuchot (Eds.), Research into Spinal Deformities 3
- Vol. 89. B. Blobel, Analysis, Design and Implementation for Secure and Interoperable Distributed Health Information Systems

ISSN: 0926-9630

# Health Data in the Information Society

Proceedings of MIE2002

Edited by

György Surján

*National Blood Transfusion Service, Budapest, Hungary*

Rolf Engelbrecht

*GSF-MEDIS Institute, Neuherberg, Germany*

and

Peter McNair

*Hvidovre Hospital, Centre of Laboratories, Hvidovre, Denmark*



Amsterdam • Berlin • Oxford • Tokyo • Washington, DC

© 2002, Organising Committee of MIE2002

All rights reserved. No part of this book may be reproduced, stored in a retrieval system, or transmitted, in any form or by any means, without the prior written permission from the publisher.

ISBN 1 58603 279 8 (IOS Press)

ISBN 4 274 90530 6 C3047 (Ohmsha)

Library of Congress Control Number: 2002109423

*Publisher*

IOS Press

Nieuwe Hemweg 6B

1013 BG Amsterdam

The Netherlands

fax: +31 20 620 3419

e-mail: order@iospress.nl

*Distributor in the UK and Ireland*

IOS Press/Lavis Marketing

73 Lime Walk

Headington

Oxford OX3 7AD

England

fax: +44 1865 75 0079

*Distributor in the USA and Canada*

IOS Press, Inc.

5795-G Burke Centre Parkway

Burke, VA 22015

USA

fax: +1 703 323 3668

e-mail: iosbooks@iospress.com

*Distributor in Germany, Austria and Switzerland*

IOS Press/LSL.de

Gerichtsweg 28

D-04103 Leipzig

Germany

fax: +49 341 995 4255

*Distributor in Japan*

Ohmsha, Ltd.

3-1 Kanda Nishiki-cho

Chiyoda-ku, Tokyo 101-8460

Japan

fax: +81 3 3233 2426

LEGAL NOTICE

The publisher is not responsible for the use which might be made of the following information.

PRINTED IN THE NETHERLANDS

# Contents

Preface	v
<b>Chapter I: "Open the Bottle"</b>	
<b>Data Acquisition</b>	
Interactive Image Processing as Learning by Doing Component of a WBT Application, <i>Alexander Horsch, Catharina Nätscher, Matvei Tobman, Thomas Balbuch, Maria Danninger, Steffi Schulz and Daniel Stapf</i>	3
Quantitative Indicators of Sonographic Image of Thyroid Gland and Their Relation to Anti-Thyroid Antibodies in Hashimoto's Lymphocytic Thyroiditis, <i>Daniel Smutek, Petr Sucharda and Radim Šára</i>	8
A General Algorithm for Magnetic Resonance Imaging Simulation: a Versatile Tool to Collect Information about Imaging Artefacts and New Acquisition Techniques, <i>Giuseppe Placidi, Marcello Alecci and Antonello Sotgiu</i>	13
Using a Model of the Colour Content in Retinal Fundus Images to Screen for Sight Threatening Diabetic Retinopathy, <i>Bernhard M. Ege, Toke Bek, Ole V. Larsen and Ole K. Hejlesen</i>	18
Automatic Detection of Clustered Microcalcifications in Digital Mammograms, <i>Stelios Halkiotis and John Mantas</i>	24
A New Kernel Method for Microcalcification Detection: Spin Glass-Markov Random Fields, <i>B. Caputo, E. La Torre, S. Bouattour and G.E. Gigante</i>	30
Information on Heart Repolarization Changes Obtained from Body Surface ECG Potentials, <i>M. Tyšler, M. Turzová and V. Szathmáry</i>	35
Cardio 7 - Portable System for High Resolution ECG Mapping, <i>V. Rosík, M. Tyšler, Š. Jurko, R. Rášo and M. Turzová</i>	41
Bioinformatical Results Based on Statistical Methods for Endectocide Products Against Fly-larvae, <i>László Börzsönyi, János Fodor and Róbert Farkas</i>	47
RESIS3D - Online Information about Spatial and Temporal Spreading of Resistant Pathogens, <i>Knut Dümcke, Dusan Ihracky, Rainer Schmidt and Lothar Gierl</i>	52
BioDAQ - a Simple Biosignal Acquisition System for Didactic Use, <i>Z. Csaky, G.I. Mihalas and M. Focsa</i>	57
Multidimensional Approach for Evaluation of System Activity of the Brain by EEG, <i>Oleg Yu. Mayorov</i>	61
Modelling the Effect of Alcohol in Type 1 Diabetes, <i>Søren Plougmann, Ole Hejlesen, Benjamin Turner, David Kerr and David Cavan</i>	66
Assessment of Elderly Mobility Using a Remote Multisensor Monitoring System, <i>Marie Chan, Eric Campo and Daniel Esteve</i>	72
Virtual Reality Stimuli for Force Platform Posturography, <i>Timo Tossavainen, Martti Juhola, Ilmari Pyykkö, Heikki Aalto and Esko Toppila</i>	78
Neural Networks in Recognition of Electrical Signals Recorded from Two Facial Muscle Sites, <i>Jouni Laakso, Martti Juhola and Veikko Surakka</i>	83



Effect of Different Sources of Ventricular Repolarization Heterogeneity on the Resultant Cardiac Vectors. A Model Study, <i>Vavrinec Szathmáry and Ivan Ruttkay-Nedecký</i>	88
Extraction of Intrinsic Timing Features of Cardiac Activation from Body Surface Potential Maps, <i>György Kozmann, Kristóf Haraszti and Krisztina Szokolczai</i>	93
Frequency Domain and Wavelets Applications as Methods for ECG Signal Processing, <i>Mariana Moga and Victor Dan Moga</i>	98

## **Chapter II: "Forward the Bottle" Communication and Security**

Integration of Electronic Resources and Communication Technologies during Clinical Reasoning Learning Sessions, <i>Elizabeth Medélez, Anita Burgun, Franck Le Duff and Pierre Le Beux</i>	107
Secure Exchange of Medical Data: Requirements and Solutions, <i>Stéphane Spahni and Patrick Weber</i>	112
Time Stamp Services for Trustworthy Health Communications, <i>Peter Pharow and Bernd Blobel</i>	118
Cognitive Engineering in Interface Design, <i>M. W. M. Jaspers and T. Steen</i>	123
Readability of Patient Information on Diabetes on the Croatian Web Sites, <i>Sanja Kusec, Miroslav Mastilica, Gordana Pavlekovic and Luka Kovacic</i>	128
Usability Assessment Study of a Web Site Displaying Medical Resources On Line: the CISMéF, <i>Marie-Catherine Beuscart-Zéphir, Nicolas Leroy, Omolade Alao and Stefan Darmoni</i>	133
How to Find Out Burning Problem of Telemedicine?, <i>Josipa Kern, Monica Becue, Mira Hercigonja-Szekeres and Silvije Vuletic</i>	138
The Goals and the Perspectives of the Common Research and Development Work: the Italian – Hungarian Bilateral Programme, <i>Francesco Sicurello, Pál Simon, Patrizia Magretti and Ágota Medgyesi</i>	143
Cardiac Digital Image Loops and Multimedia Reports over the Internet Using DICOM, <i>N. Balogh, G. Kerkovits, L. Horváth, J. Punys, V. Punys, R. Jurkevicius, M. Eichelberg, J. Riesmeier, P. Jensh and D. Lemoine</i>	148
A New Approach for Integration of Telemedicine Applications into Existing Information Systems in Healthcare, <i>Matvei Tobman, Catharina Nätscher, Helmut Sussmann and Alexander Horsch</i>	152
A Proposed Referral Centre Based on HL7/XML, <i>T.S. Chen, B.S. Liao, C.H. Lee and T.G. Gough</i>	156
Generic Data Modelling and Use of XML Standard for Home Telemonitoring of Chronically Ill Patients, <i>Paola Di Giacomo and Fabrizio L. Ricci</i>	163
The Role of XML in Medical Informatics in Hungary, <i>Nándor Balogh</i>	168
Indexing of Internet Resources in Order to Improve the Provision of Problem-relevant Medical Information, <i>Simon Hoelzer, Ralf Kurt Schweiger, Hanno Boetcher, Joerg Rieger and Joachim Dudeck</i>	174
Web Impact Factor: a Bibliometric Criterion Applied to Medical Informatics Societies' Web Sites, <i>Lina Fatima Soualmia, Stéfan Jacques Darmoni, Franck Le Duff, Magaly Douyere and Maurice Thelwall</i>	178
Healthcare Teams Over the Internet: Towards a Certificate-based Approach, <i>Christos K. Georgiadis, Ioannis K. Mavridis and George I. Pangalos</i>	184
InfoServerPlus: Providing a Medical Library as Application Service, <i>Holger Pschichholz, Martin Boeker, Ralf Gaudes, Stefan Schulz and Rüdiger Klar</i>	189

Telebaby <sup>®</sup> : Videostreaming of Newborns over Internet, <i>Ronald Spanjers and Sander Feuth</i>	195
ASISTASTM Telematic Assistance for Chronic Asthma, <i>Ioana Dobre, Mihai-Gheorghe Croitoriu, Nicoleta Basca and Dumitru Oraseanu</i>	201
<b>Chapter III: "Keep the Message"</b>	
<b>Data Storage and Retrieval, Electronic Patient Record</b>	
Comparing Concepts for Electronic Health Record Architectures, <i>Bernd Blobel</i>	209
Setting up a Common Architecture for EPR in Primary Care: The Belgian Experience, <i>E. de Clercq, P. Piette, J. Strobbe, M. Roland, A. Vandenberghe, J. Steenackers and L. Pas</i>	215
An Architecture for a Virtual Electronic Health Record, <i>H. van der Linden, J. Talmon, H. Tange, G. Boers, and A. Hasman</i>	220
A Comparative Study of EPR Projects in Denmark, <i>Stig Kjær Andersen, Christian Nøhr, Søren Vingtoft, Knut Bernstein and Morten Bruun Rasmussen</i>	226
Comparing Nursing Terms from Patient Records to the ICNP, Beta Version, <i>Heimar F. Marin</i>	232
Optimizing Coding Quality: The Role of the Electronic Medical Record in the Context of Diagnosis Related Groups, <i>M.L. Müller, T. Bürkle, S. Irps, N. Roeder and H.U. Prokosch</i>	236
Text Retrieval Based on Medical Subwords, <i>Martin Honeck, Udo Hahn, Rüdiger Klar and Stefan Schulz</i>	241
A Web-based Central Diagnostic Data Repository, <i>Thomas H. Müller and Klaus Adelhard</i>	246
Knowledge Engineering for a Database Between Botany and Art, <i>Mauro Giacomini, Laura Bruzzo, Stefania Bertone and Carmelina Ruggiero</i>	251
Guideline Based Structured Documentation: The Final Goal?, <i>Thomas Bürkle, Thomas Ganslandt, Dirk Tübergen, Josef Menzel, Torsten Kucharzik, Klaus Neumann, Stefan Schlüter, Marcel Müller, Ursula Veltmann and Hans-Ulrich Prokosch</i>	256
Towards a Proper Combination of Patient Records and Protocols, <i>Huibert Tange, Jan Talmon, Helma van der Linden, Eugénie van Oosterhout and Arie Hasman</i>	262
Development of Electronic Form of the 1999 WHO/ISH Hypertension Guidelines, <i>Jan Peleska, Karel Zvara, Arnost Vesely, Jana Zvarova, Marie Tomeckova and Petr Hanzlicek</i>	268
A Problem-Oriented, Knowledge-Based Patient Record System, <i>Elisabeth Bayegan and Øystein Nytrø</i>	272
The Cadmio XML Healthcare Record, <i>Francesco Barbera, Fernando Ferri, Fabrizio L. Ricci and Pier Angelo Sottile</i>	277
A Networked Electronic Patient Record System for Diabetes, <i>S. Pruna, Emilia Stanciu, Andreea Macarie, Andreea Pruna and C. Ionescu-Tirgoviste</i>	282
Interoperable Computerized Smart Card Based System for Health Insurance and Health Services Applied in Cardiology, <i>Horia-Delatebea Cocei, Livia Stefan, Ioana Dobre, Mihai Croitoriu, Crina Sinescu and Eduard Ovrincenco</i>	288
Akteonline – An Electronic Healthcare Record as a Medium for Information and Communication, <i>Frank Ückert, Michael Görz, Maximilian Ataian and Hans-Ulrich Prokosch</i>	293
Developing a Virtual Patient Record as a Web-based Workflow System, <i>F. Malamateniou and G. Vassilacopoulos</i>	298

Patient's Permanent Identification and PMSI Chaining System. Complementary or Competing Methods?, <i>G. Herengt, E. Toussaint, JP. Musse and F. Kohler</i>	305
Implementation of a Publication-subscription Environment within a Multi-agents Paradigm, <i>Johann Sievering, Christian Lovis and Antoine Geissbühler</i>	310
Consistency and Reproducibility of Attribute Extraction by Different Machine Learning Systems, <i>Zoran Lukacic and Josipa Kern</i>	316
A One-step Approach to Data Retrieval, Analysis and Documentation, <i>Johan Karlsson and Patrik Eklund</i>	320
Retrieval of Brain CT Reports and Images Using Interaction Information Retrieval, <i>Sándor Dominich and Júlia Góth</i>	325
Data Mining Server- On-line Knowledge Induction Tool, <i>Zdenko Sonicki, Dragan Gamberger, Tomislav Šmuc, Darija Sonicki and Josipa Kern</i>	330
Leveraging Intelligent Agents for Knowledge Discovery From Heterogeneous Healthcare Data Repositories, <i>Syed Zahid Hassan Zaidi, Syed Sibte Raza Abidi and Selvakumar Manickam</i>	335
Data Security and Protection in Cross-institutional Electronic Patient Records, <i>Minne van der Haak, Astrid Corinna Wolff, Volker Mludek, Peter Drings, Michael Wannemacher and Thomas Wetter</i>	341
Access Control Administration in Healthcare Applications, <i>Andreas K. Mattas, Ioannis K. Mavridis and George I. Pangalos</i>	346
Security in the French-speaking Virtual Medical University, <i>Jean Marie Renard, Jean Marc Brunetaud, E. Dufresne, R. Beuscart and the UMVF consortium</i>	351
Development of Universal Electronic Health Record in Cardiology, <i>Petr Hanzlicek</i>	356
Electronic Patient Record for N.N.Burdenko Neurosurgical Institute: on the Road to Paperless Patient Record, <i>Michael A. Shifrin, Elena E. Kalinina and Eugene D. Kalinin</i>	361
Electronic Patient Records: Dutch Domain Information Model Perinatology, <i>William TF Goossen, Marcel Jonker and Bert L. Kabbes</i>	366
A New Method for Matching a Document to Potential Users' Information Needs, <i>Yuri Kagolovsky, Stefan Pantazi and Jochen R. Moehr</i>	371
Are Quantitative Methods Sufficient to Show why Wards React Differently to Computer-based Nursing Documentation?, <i>Elske Ammenwerth, Ulrich Mansmann, Cornelia Mahler, Marianne Kandert and Ronald Eichstädter</i>	377
Combining Voice Recognition and Automatic Indexing of Medical Reports, <i>André Happe, Bruno Pouliquen, Anita Burgun, Marc Cuggia and Pierre le Beux</i>	382
Automatic Conceptual Indexing of French Pharmaceutical Theses, <i>Vincent Mary, Bruno Pouliquen, Franck Le Duff, Stefan J. Darmoni, Alain Segui and Pierre le Beux</i>	388
Breath Multi Analysis: a Database to Collect Data on Gastric Related Non Invasive Analysis, <i>Mauro Giacomini, Ilaria Peragallo, Stefania Bertone and Carmelina Ruggiero</i>	393

#### **Chapter IV: "Understand the Message"**

##### **Data Analysis, Terminology and Language Processing**

Co-ordination between Clinical Coding Systems and Pragmatic Clinical Terminologies Based on a Core Open System: the Role of ISO/TC215/WG3 and CEN/TC251/WG2 Standardisation?, <i>Jean Marie Rodrigues, Beatrice Trombert Paviot, Caroline Martin, Paul Vercherin and Olivier Samuel</i>	401
---	-----



Multilingual Approach to ICD 10: On the Need for a Source Reference Database, <i>Robert H. Baud, Christian Lovis, Patrick Weber and Antoine Geissbühler</i>	406
Shallow Linguistic Analysis of a Large Corpus of Drug Prescriptions, <i>Anders Thurin, Mats Wennberg, Karolina Antonov and Gunnar Klein</i>	411
A Controlled Vocabulary for Nursing Practice and Research, <i>Kaija Saranto</i>	416
Applying Temporal Abstraction and Case-based Reasoning to Predict Approaching Influenza Waves, <i>Rainer Schmidt and Lothar Gierl</i>	420
On Distance Computation in Space of Mixed-type Variables in Medical Data Mining, <i>Martti Juhola and Jorma Laurikkala</i>	425
Cluster Analysis of Wisconsin Breast Cancer Dataset Using Self-Organizing Maps, <i>Stefan Pantazi, Yuri Kagolovsky and Jochen R. Moehr</i>	431
Application of Repeated Measurement ANOVA Models Using SAS and SPSS: Examination of the Effect of Intravenous Lactate Infusion in Alzheimer's Disease, <i>Krisztina Boda, János Kálmán and Zoltán Janka</i>	437
Analysis of the Time Series for some Causes of Death, <i>Maria Kis</i>	439
Automatic Diagnosis Classification of Patient Discharge Letters, <i>Nikitas N. Karanikolas and Christos Skourlas</i>	444
Nearest Neighbour Classification of Otoneurological Data, <i>Kati Viikki, Matti Tapani, Martti Juhola and Ilmari Pyykkö</i>	450
Using N-Gram Method in the Decomposition of Compound Medical Diagnoses, <i>Gergely Héja and György Surján</i>	455
Using Text Generation to Access Clinical Data in a Variety of Contexts, <i>Olof Torgersson and Göran Falkman</i>	460
Supporting Clinical Practice Guidelines: Lifecycle of Guidelines for Oncology within an XML-based Guideline Framework, <i>Volker Mluddek, Astrid Corinna Wolff, Minne van der Haak, Ralf Schweiger, Simon Hölzer, Joachim Dudeck and Thomas Wetter</i>	466
Representing Clinical Guidelines in UML: A Comparative Study, <i>Lucy Hederman, Daniel Smutek, Vincent Wade and Thomas Knappe</i>	471
Remodeling of Legacy Systems in Health Care using UML, <i>Sebastian Garde, Petra Knaup and Ralf Herold</i>	478
Why Continuity of Care needs Computing – Results of a Quantitative Document Analysis, <i>Ursula Hübner and Carsten Giehoff</i>	483
Evaluation of a Frame-based Ontology: A Formalization-oriented Approach, <i>Ronald Cornet and Ameen Abu-Hanna</i>	488
Impact of Data Encoding and Thyroids Dysfunctions, <i>Karina Gibert, Zdenko Sonicki and Juan Carlos Martín</i>	494
Psychological Questionnaires Application and Processing for Detection of Psychosomatic States of an Operator, <i>Petr Zavadil</i>	499
The 'Cube' Meta-model for the Information System of Large Health Sector Organizations - a (Platform Neutral) Mapping Tool to Integrate Information System Development with Changing Business Functions and Organizational Development, <i>László Balkányi</i>	504
Toward a Quantitative Analysis of Skin Lesion Images, <i>B. Caputo, V. Panichelli and G.E. Gigante</i>	509
Patient Empowerment and the Asymmetry of Knowledge, <i>B. Sadan.</i>	514
A Strategy to Enhance the Usability of the Minimal Model as Used with the Intravenous Glucose Tolerance Test in Diabetes Research and Clinical Management, <i>Richard Hayes, Bill Grimson, Giovanni Pacini and John J. Nolan</i>	519

## Chapter V: "Solve the Problem" Decision Support

A Case Study on Constructive Assessment of Bids to a Call for Tender, <i>Jytte Brender, Jens Schou-Christensen and Peter McNair</i>	527
Tools for Constructive Assessment of Bids to a Call for Tender – Some Experiences, <i>Jytte Brender and Peter McNair</i>	533
Evaluation During Design of a Regional Seamless Network of Social and Health Care Services – Information Technology Perspective, <i>Pirkko Nykänen and Erkki Karimaa</i>	539
Impact of Site-Specific Customizations on Physician Compliance with Guidelines, <i>Jacques Bouaud and Brigitte Seroussi</i>	543
Guideline Validation in Multiple Trauma Care through Business Process Modeling, <i>Jürgen Stausberg, Hüseyin Bilir, Christian Waydhas and Steffen Ruchholz</i>	548
Performance Evaluation of Artificial Intelligence Classifiers for the Medical Domain, <i>A.E. Smith, C.D. Nugent and S.I. McClean</i>	553
Assessing Association Rules and Decision Trees on Analysis of Diabetes Data from the DiabCare Program in France, <i>Julie Quentin-Trautvetter, Patrick Devos, Alain Duhamel, Régis Beuscart and the Qualidiab Group</i>	557
An Integrated Knowledge Management System for the Clinical Laboratories: an Initial Application of an Architectural Model, <i>Christos Bountis and Jonathan DS Kay</i>	562
Clinical Decision Support System in Dementia Care, <i>Helena Lindgren, Patrik Eklund and Sture Eriksson</i>	568
Computer Aided Interactive Remote Diagnosis of Parkinsonians, <i>Csaba Fazekas, Tibor Vörös, Zoltán Keresztényi, György Kozmann and József Laczkó</i>	572
MedView: A Declarative Approach to Evidence-Based Medicine, <i>Göran Falkman and Olof Torgersson</i>	577
MedRapid – Medical Community & Business Intelligence System, <i>E. Finkeissen, H. Fuchs, T. Jakob and T. Wetter</i>	582
A Web-based Randomisation Service for Clinical Studies, <i>Thomas H. Müller and Klaus Adelhard</i>	587
Step-By-Step Mark-Up of Medical Guideline Documents, <i>Vojtěch Svátek and Marek Růžička</i>	591
CSCW – a Paradigm for an Efficient Management of the Healthcare Organizations, <i>Elena Jitaru, Ioana Moisil, Adriana Alexandru, Mircea Mirescu and Ioana Pertache</i>	596
Intelligent Healthcare Information Assistant: Towards Agent-Based Healthcare Knowledge Management, <i>Zafar Iqbal Hashmi, Syed Sibte Raza Abidi and Yu-N Cheah</i>	601
Informal versus Formal Knowledge: IT Development in Health Care, <i>Pernille Bertelsen</i>	606
Design Considerations for an Ontology in the Domain of Organ Failure and Transplantation, <i>Christian Jacquelinet, Anita Burgun, Denis Delamarre, Nigel Strang, Bernard Boutin and Pierre Le Beux</i>	611
Development of a Computer Controlled Cognitive Diagnostics and Rehabilitation Method, <i>Julianna Szabó, Attila Páll, Cecilia Sik-Lányi and Ilona Pataky</i>	616
A Preliminary Study to Assess a French Code of Ethics for Health Teaching Resources on the Internet, <i>SJ Darmoni, F. Le Duff, M. Joubert, P. Le Beux, M. Fieschi, J. Weber and J. Benichou</i>	621

Software Engineering in Medical Informatics: the Academic Hospital as Learning Environment, <i>H. Prins, R. Cornet, FM van den Berg, R. van der Togt and A. Abu-Hanna</i>	627
Prevention of Prescription Errors by Computerized, On-line, Individual Patient Related Surveillance of Drug Order Entry, <i>A. Oliven, D. Zalman, Y. Shilankov, D. Yeshurun and M. Odeh</i>	632
Methodological Studies Related to Cardiovascular Risk Assessment, <i>György Kozmann, András Jókuthy, Veronika Virányi and István Vassányi</i>	635
Which Clinical Decisions Benefit from Automation? A Task Complexity Approach, <i>Vitali Sintchenko and Enrico Coiera</i>	639
Inter-participant Agreement in the Selection of Symptoms for the Description of Seizures, <i>J.F. van Ast, J.L. Talmon, P.P.M. Ahles and A. Hasman</i>	644
Diabetes Patients' Ability to Estimate Dietary Carbohydrate Content for Use in a Decision Support System, <i>Karin D. Jensen, Birgitte Jensen, Hans-Henrik Lervang and Ole K. Hejlesen</i>	649
Comparative Analysis of Cartilage Structure on MR and CT Images, <i>Jonas Punys, Vytenis Punys and Jurate Puniene</i>	655
On Prediction of Hearing Recovery After Acute Acoustic Trauma Caused by Impulse Noise, <i>Olli Iltanen, Martti Juhola, Seppo Savolainen and Jukka Ylikoski</i>	661
Managing Resources in a GP National Network: Problems and Achievements, <i>Marius Mărginean, Lăcrămioara Stoicu-Tivadar, Vasile Stoicu-Tivadar and Dorin Berian</i>	665

## Chapter VI: "Context of the Message"

### Health Care System, Education, Standardisation and Other Issues

XML as Standard for Communicating in a Document-based Electronic Patient Record: a Three Years Experiment, <i>Anne-Marie Rassinoux, Christian Lovis, Robert Baud and Antoine Geissbühler</i>	673
Discharge and Referral Data Exchange Using Global Standards – The SCIPHOX Project in Germany, <i>Kai U. Heitmann, Ralf Schweiger and Joachim Dudeck</i>	679
The Integration Environment of the Hospitals of H:S in Copenhagen, <i>Fabrizio Massimo Ferrara, Frederick Endsleff, Asger Søndergård Olsen, Pier Angelo Sottile and Johannes Thomsen</i>	685
A Process for Specifying Integration for Multi-tier Applications in Healthcare, <i>Juha Mykkänen, Jari Porrasmaa and Mikko Korpela</i>	691
Integrating the Lightweight Authentication Protocol (LAP) with Access Control Mechanisms in Wireless Health Care Information Systems, <i>C. Chousiadis, C. K. Georgiadis and G. Pangalos</i>	697
ICT Penetration in Public Greek Hospitals, <i>Aristides Vagelatos, Dimitrios Sofotassios, Christos Papanikolaou and Christos Manolopoulos</i>	702
A Web-based Workflow System for Emergency Healthcare, <i>M. Poullymenopoulou and G. Vassilacopoulos</i>	707
Health Nets in Norway: National Goals with Regional Actors, <i>Vigdis Heimly and Øystein Nytrø</i>	712
Building Strategies for Healthcare Information Systems, <i>George I. Mihalas and Mariana Bazavan</i>	718
Implementing Regional Information System For Social and Health Care in Finland, <i>Satakunta, Tuire Mikola, Olli Wanne, Timo Itälä and Aino Virtanen</i>	723

Information and Logistics for Homecare, <i>N. Bricon-Souf, M.-C. Beuscart-Zéphir, L. Watbled, F. Anceaux and R. Beuscart</i>	729
A Distributed Architecture for Medical Research, <i>G. Boers, H. van der Linden and A. Hasman</i>	734
The Impact of the Introduction of Euro and other Legislation Changes on EU Funded Prototype for Social and Health Care: the Experience of EPIC in Savona, <i>Mauro Giacomini, Iaria Peragallo, Stefania Bertone and Carmelina Ruggiero</i>	739
Enhancing a Medical E-learning Environment – The Adaptive DP@DEM Approach, <i>Rolly Pagesy, Gérard Soula and Marius Fieschi</i>	745
Virtual Universities - the Reality of E-learning?, <i>Graham Wright and Helen J. Betts</i>	752
Training in Health Informatics in Brazil, <i>Eduardo P. Marques, Heimar F. Marin, Eduardo Massad, Hamish Fraser and Lucila Ohno-Machado</i>	757
Telelearning in Ophthalmology, <i>Helmut Sussmann, Alexander Horsch, Wolfgang Korda, Bertil Muth and Amir-Mobarez Parasta</i>	761
New Czech Postgraduate Doctoral Program in Biomedical Informatics, <i>Jana Zvarova and Stepan Svacina</i>	766
Spatial Analysis of Rabies Cases in Foxes in Hungary between 1990 and 2001: a Preliminary Report, <i>N. Solymosi, J. Reiczigel, K. Edélyi, J. Bánhidly, Zs. Földi and K. Bódis</i>	770
Design of Acquisition Devices Management Subsystem for IEEE 1073 Compliant Software Agents, <i>V. A. Nagin, I. V. Potapov and S. V. Selishchev</i>	774
Evaluation of Medical Informatics Curriculum at the Rijeka University School of Medicine in Croatia, <i>Lidija Bilić-Zulle and Mladen Petrovečki</i>	780
The Simulation of Emergency Cases and other Computer-Based Learning Programs on the Internet for Medical Students and Young Doctors, <i>Marcin Grabowski and Robert Rudowski</i>	784
Electronic Health Center (eHC): Integration of Continuing Medical Education, Information and Communication for General Practitioners, <i>Hrvoje Ivekovic, Jadranka Bozikov, Denis Mladinic-Vulic, Zdravko Ebling, Josipa Kern and Luka Kovacic</i>	788
DIACOM: A Collective Learning Forum for Continuing Medical Education, <i>Céline Joiron and Dominique Leclot</i>	793
Using ICNP for Nurse Electronic Charts and Protocols in Rehabilitation Divisions, <i>Carla Rognoni, M. Cristina Mazzoleni, Silvana Quaglini, Anand Kumar, Laura Nicola and Carmen Santoro</i>	798
A Laboratory Test Request Protocol System, <i>D. Berry, W. Grimson, S. Pardon, P. Gaffney and G. Boran</i>	804
Medical Information Systems for Cardiac Risk Assessment and Remote Monitoring, <i>Gábor Balázs, Béla Drozdik, István Vassányi and Emil Mógor</i>	809
Collaboration – a New IT-Service in the Next Generation of Regional Health Care Networks, <i>Morten Bruun-Rasmussen, Knut Bernstein and Catherine Chronaki</i>	815
A Framework for a Diabetes Mellitus Disease Management System in Southern Israel, <i>Matthew A. Fox, Ilana Harman-Boehm, Shimon Weitzman and Julian Zelingher</i>	821
Activity Theory and Medical Informatics: Usability, Utility, and Copability, <i>Egil Boisen, Ann Bygholm and Ole K. Hejlesen</i>	826
Webmastering in Academic Institutions: a New Job Opportunity, <i>Benoit Thirion, Stéfan Jacques Darmoni, Magaly Douyere and Jean-Philippe Leroy</i>	832
Co-operative Bidding of SMEs in Health Care Sector, <i>István Mezgár, György Kovács and Fabio Bonfatti</i>	838





# Multidimensional approach for evaluation of system activity of the brain by EEG

Oleg Yu. MAYOROV

*Kharkiv Medical Academy of Postgraduate Education, Institute of Children and Adolescents Health Protection of National Academy of Medical Sciences, Ukrainian Association of Computer Medicine, P.O.BOX 7313, Kharkiv 61002, Ukraine;  
E-mail: nresearcher@yahoo.com*

**Abstract.** The way of investigation some fundamental properties of integrative brain activity was worked out. Within the framework of the qEEG system for computer diagnostics of EEG NeuroResearcher™2001 (Version 7.5) is created modules for investigation of multivariate neurodynamic systems of the brain on the base of multidimensional spectral EEG and ESCoG analysis. It is intended for doctors and neuroscientists who use mathematical methods (classical correlation and spectral analysis and newest methods of multidimensional analysis of neurodynamic systems of the brain) for quantitative EEG (qEEG) successfully.

## 1. Introduction.

Modern views on neurophysiological mechanisms of emotions, motivations, memory, thinking and so on are based on the ideas about the system principle of brain functioning. So neuroscience's achievements allow considering a system character as the main principle of brain activity.

The functional unification of brain formation and their functional state find the reflection in an EEG (ESCoG). But traditional methods of cross-correlation, spectral or cross-spectrum (pair coherent) analysis are of little use to evaluate these mechanisms. In all known qEEG systems investigate two (but not more) brain structures by turns. In fact, only hypothetical assumptions about the system activity character are made on this ground. In other words, there is a lack of characteristics allowing to evaluate and to quantitatively measure a degree of functional organisation of investigated brain mechanisms in unified systems. Methods of application of mathematical theory and applied apparatus of multivariate spectral analysis of multidimensional neurodynamic systems on the basis of EEG (ESCoG) analysis, received from many brain formations, have not been practically worked out.

## 2. Method.

To solve the tasks described above the theoretical approach worked out by us [1,2], calculations algorithms, new secondary EEG (ESCoG) indices and their physiological interpretation [3-8] are proposed to use.

The systems analysis of EEG is realised in the framework of *NeuroResearcher™2001* by application program package "*NeuroResearcher™2001\*Multivariate Analysis*". This

application consists of following units: 1. Elucidating systems. 2. Blocking influences. 3. 'Pure' pair interactions. 4. Detection of "Contributions".

It is intended for doctors and biologists, EEG specialists, neurobiologists, neurophysiologists, neurology and psychiatry investigators, psychopharmacologists, students - for all who wants to investigate biosignals (EEG) by multidimensional spectral - coherence analysis. This approach is modern development of possibilities of classical methods - correlation and spectral-coherence analysis, practical implementation of that has become possible with appearance of modern powerful computers.

### 3. Results.

The direct use of auto-spectra and cross-spectra, even taken together to judge properties of the structures system seems to be of little promising. Transition from a system of spectra of EEG-signals to generalised indices functioning of sets of brain structures calculated on the basis of these spectra allows to get more stable and more sensitive characteristics of essential factors of man and animal state. In those generalised indices there is information, presented in all spectra. The method is the basis for creating of qualitatively new approach for investigation neurodynamic structure of cerebral mechanisms.

#### 3.1. Elucidating systems of the brain.

This unit serves for investigation of neurodynamic systems of the brain (Fig.1). It makes possible: 1) to detect complex of the structures that takes part in the investigated system activity; 2) to investigate simultaneously the interaction of several (more than 2) formations of the brain; 3) to study systems including up to 256 brain formations; 4) to study the mechanisms of brain system activity; 5) to investigate the neurodynamic structure of normal and pathological processes of sleep, emotions, motivations, thinking, memory and motions; 6) to determine 'input', 'output' and 'relay' elements of neurodynamic systems, detect fine neurodynamic structure of brain interactions; 7) to solve problems of identification signal recognition channels, location of one or more signal sources.

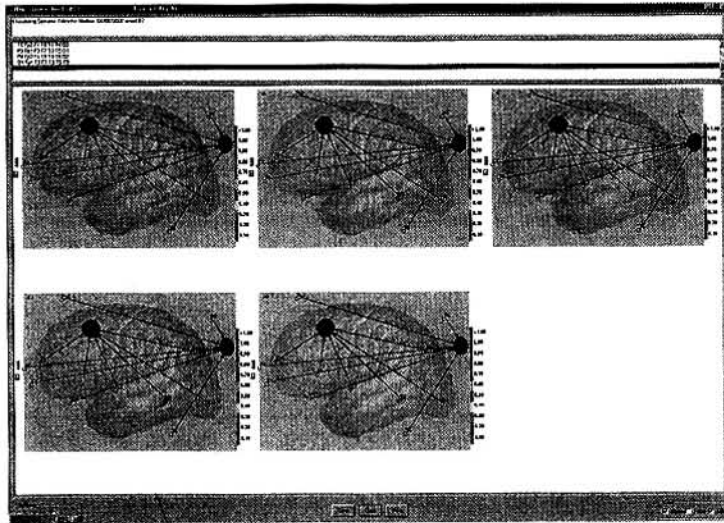


Fig.1: Elucidating Systems.

### 3.2. Blocking influences.

This unit serves for investigation of system interactions in 'pure' form, excluding (blocking) influences of separate structures or whole systems on INTRA/INTER-system interactions (Fig. 2). In other words: simulate mathematical "cutting" of INTRA- and INTER-system mutual influences. This unit allows: 1) to estimate in 'pure' form the intra-system interactions and inter-system influences; 2) determine 'input', 'output' and 'relay' elements of neurodynamic systems; 3) detect fine neurodynamic structure of brain interactions; 4) to solve problems of identification of signal propagation channels, location of one or more signal sources.

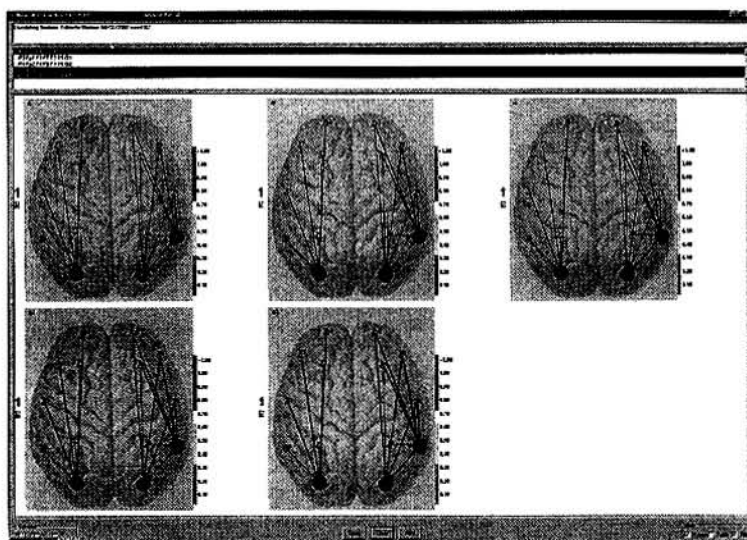


Fig. 2: Blocking Influences.

### 3.3. "Pure" pair interactions.

This unit intends for investigation of an interaction of a pair (two) structures or regions of the brain in 'pure' form, which is achieved by eliminating the influence of all other investigated regions of the brain on the interaction of this pair. It allows investigating INTRA-system interactions and INTER-system influences in 'pure' form, eliminating ('blocking') the influence of separate structures or whole systems on pair interactions. In other words, to simulate mathematical 'cutting' of INTRA- and INTER-system influences on the investigated pairs of brain formations. "Pure" pair interactions unit makes it possible: 1) to estimate in 'pure' form their interactions; 2) to determine 'input', 'output' and 'relay' elements of neurodynamic systems; 3) to detect fine neurodynamic structure of brain interactions; 4) to solve problems of identifying signal propagation channels, locating one or more signal sources.

### 3.4. Detection of "Contributions".

This unit serves for investigating neurodynamic systems of the brain (Fig.3, 4). It is recommended to use this mode after "Elucidating Systems" and "Blocking Influences" modes. "Contribution" determination unit allows: 1) to estimate quantitatively the

'contribution' of separate structure in system activity under investigation; 2) to detect a set of structures that actually take part in system activity under investigation; 3) to determine 'input', 'output' and 'relay' elements of neurodynamic systems, reveal fine neurodynamic structure of brain interactions; 4) to solve problems of identification of signal propagation channels, locating of one or more signal sources; 5) to investigate simultaneously an interaction of several (more than two) brain formations; 6) to evaluate 'contributions' to systems comprising up to 64 brain formations; 7) to investigate a neurodynamic structure of normal and pathological processes of sleep, emotions, motivations, thinking, memory and motions.

#### 4. Conclusions.

Circumscribed "System analysis" approach for investigation of system neurodynamic allows to apply methods of quantitative EEG analysis (qEEG) and to understand influence of brain bioelectrical activity character on modifications of secondary EEG indices. Experienced clinician can use this approach for best interpreting of outcome investigations of neurodynamic system of the brain. Besides it has allowed inserting in clinical practice and researches of the brain new potent mathematical methods.

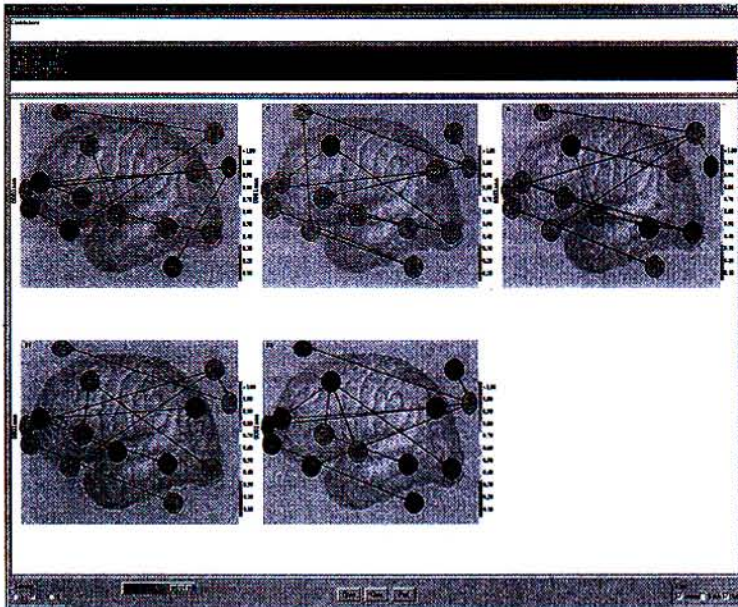


Fig. 3: Detection of "Contributions".

#### 5. Summary.

Thus, this method is perspective direction for brain system neurodynamics investigations by new medical computer technologies. This approach for study of system activity of the brain successfully use in diagnostics of nervous, mental and endocrine diseases in last 10 years in the Institute of Children and Adolescents Health Protection of National Academy of Medical Sciences of Ukraine.



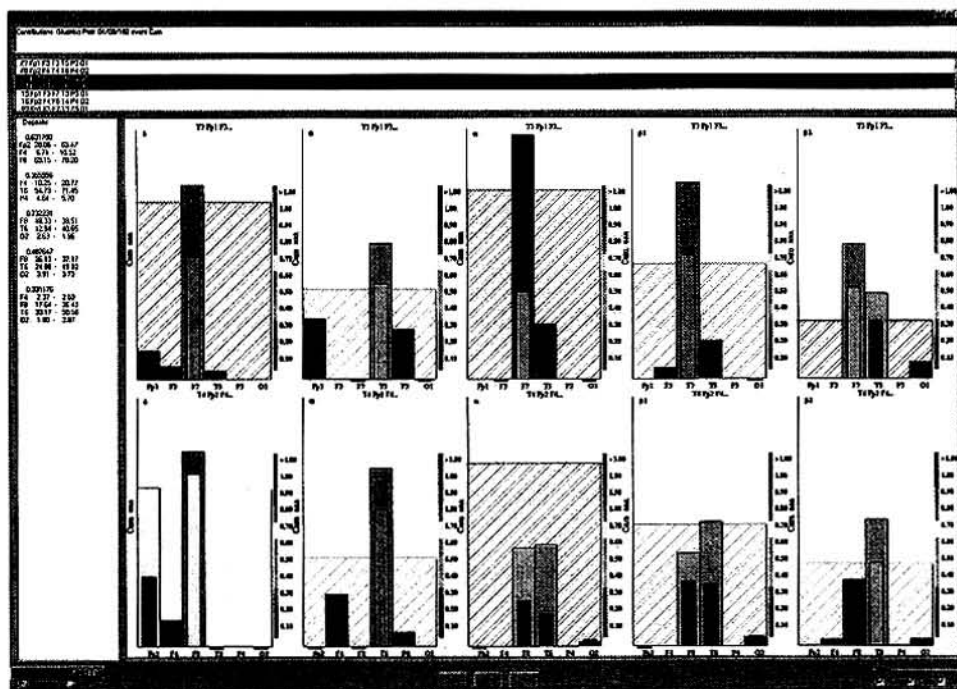


Fig. 4: Detection of "Contributions" (diagrams).

## References:

- [1] O. Yu. MAYOROV. Virtual training simulator - designer of EEG signals for tutoring students and doctors to methods of quantitative EEG analysis (qEEG). MIE'2000, XXI European Congress on Medical Informatics. (Hannover, Germany, August, 2000) IOS Press. V.77. p. 573-577.
- [2] O.Yu.Mayorov, A.B. Glukchov. Errors of spectral estimations at research of bioelectrical activity of the brain (EEG). Proceedings of Institute of Cybernetics. 2001.Kiev. p.60-76.
- [3] O.Yu.Mayorov. New multivariate secondary EEG /ESCoG index for quantitative evaluation of some fundamental properties of integrative cerebral activity under emotional stress. In: "Emotional stress: physiological, medical and social aspects" /Ed. by K.V.Sudakov, F.P.Vediaev, O.Yu.Mayorov, Kharkiv, Prapor, 1990.
- [4] O.Yu.Mayorov. Neurodynamic structure of system mechanisms stipulating the state of visceral and behavioural components of resistance to emotional stress. Third IBRO World Congress of Neuroscience, Montreal, Canada, August 4-9,1991.
- [5] O.Yu.Mayorov. Emotional Stress Resistance: Mechanisms and Measures. Proceedings of First World Congress on Stress, NIH, Bethesda, USA, 1994.
- [6] O.Yu.Mayorov. Estimation of functional asymmetry of hemispheres of healthy and sick brain: a new secondary multivariate index of EEG. Fourth IBRO World Congress of Neuroscience. July 9-14,1995 Kyoto, Japan.
- [7] O.Yu.Mayorov. Apparatus-programme complex for computer analysis of EEG (ESCoG) - 'NeuroResearcher™ 2.0'. IV-th Congress of World Federation of Ukrainian Medical Associations, Ukraine, Kharkiv, 1991. P.93
- [8] O.Yu.Mayorov, A.B. Glukchov. Parameter's choice and errors evaluation in EEG digital spectral analysis. *Journal of "Human Physiology"*, vol.14. N 1, 1988. pp.81-86.