

Medical Infobahn for Europe

Proceedings of MIE2000 and GMDS2000

MIE2000



GMDS2000

Editors: A. Hasman
B. Blobel
J. Dudeck
R. Engelbrecht
G. Gell
H.-U. Prokosch

IOS
Press

OHM
Ohmsha

Studies in Health Technology and Informatics

Editors

Jens Pihlkaer Christensen, European Commission, Luxembourg; Arie Hasman, EFMI, Maastricht;
Ilias Iakovidis, European Commission, Brussels; Zoi Kolitsi, University of Patras;
Olivier Le Dour, European Commission DG Research, Brussels; Antonio Pedotti, Politecnico di Milan;
Assa Reichert, EFMI, Tel Aviv; Otto Rienhoff, Georg-August-Universität Göttingen;
Francis H. Roger France, Centre for Medical Informatics, UCL, Brussels;
Niels Rossing, National University Hospital, Copenhagen;
Faina Shtern, National Institutes of Health, Bethesda, MD

Volume 77

Earlier published in this series

- Vol. 48. J. Graafmans, V. Taipale and N. Charness (Eds.), Gerontechnology
Vol. 49. L. van den Broek and A.J. Sikkel (Eds.), Health Cards '97
Vol. 50. J.D. Westwood, H.M. Hoffman, D. Stredney and S.J. Weghorst (Eds.), Medicine Meets Virtual Reality
Vol. 51. J. Mantas (Ed.), Advances in Health Telematics Education
Vol. 52. B. Cesnik, A.T. McCray and J.-R. Scherrer (Eds.), MedInfo '98
Vol. 53. M.C. Sievert, D.E. Moxley, N.J. Ogg and T.B. Patrick, Thesaurus of Health Informatics
Vol. 54. O. Ferrer-Roca and M. Sosa-Iudicissa (Eds.), Handbook of Telemedicine
Vol. 55. H.M.J. Goldschmidt, M.J.T. Cox, R.J.E. Grouls, W.A.J.H. van de Laar and G.G. van Merode, Reference Information Model for Clinical Laboratories
Vol. 56. I. Iakovidis, S. Maglavera and A. Trakatellis (Eds.), User Acceptance of Health Telematics Applications
Vol. 57. J. Mantas (Ed.), Health and Medical Informatics Education in Europe
Vol. 58. G. Riva, B.K. Wiederhold and E. Molinari (Eds.), Virtual Environments in Clinical Psychology and Neuroscience
Vol. 59. I.A.F. Stokes (Ed.), Research into Spinal Deformities 2
Vol. 60. M. Di Rienzo, G. Mancina, G. Parati, A. Pedotti and A. Zanchetti (Eds.), Methodology and Clinical Applications of Blood Pressure and Heart Rate Analysis
Vol. 61. R.A. Mortensen (Ed.), ICNP[®] and Telematic Applications for Nurses in Europe
Vol. 62. J.D. Westwood, H.M. Hoffman, R.A. Robb and D. Stredney (Eds.), Medicine Meets Virtual Reality
Vol. 63. R. Rogers and J. Reardon, Recommendations for International Action
Vol. 64. M. Nerlich and R. Kretschmer (Eds.), The Impact of Telemedicine on Health Care Management
Vol. 65. In production
Vol. 66. In production
Vol. 67. J. Oates and H. Bjerregaard Jensen (Eds.), Building Regional Health Care Networks in Europe
Vol. 68. P. Kokol, B. Zupan, J. Stare, M. Premik and R. Engelbrecht (Eds.), Medical Informatics Europe '99
Vol. 69. In production
Vol. 70. J.D. Westwood, H.M. Hoffman, G.T. Mogel, R.A. Robb and D. Stredney (Eds.), Medicine Meets Virtual Reality 2000
Vol. 71. J.T. Ottesen and M. Danielsen (Eds.), Mathematical Modelling in Medicine
Vol. 72. I. Iakovidis, S. Maglavera and A. Trakatellis (Eds.), User Acceptance of Health Telematics Applications
Vol. 73. In production
Vol. 74. O. Rienhoff, C. Laske, P. van Eecke, P. Wenzlaff and U. Piccolo (Eds.), A Legal Framework for Security in European Health Telematics
Vol. 75. G.O. Klein (Ed.), Case Studies of Security Problems and their Solutions
Vol. 76. E.A. Balas, S.A. Boren and G.D. Brown (Eds.), Information Technology Strategies from the United States and the European Union

Medical Infobahn for Europe

Proceedings of MIE2000 and GMDS2000

Edited by

Arie Hasman

*Department of Medical Informatics, University of Maastricht,
The Netherlands*

Bernd Blobel

Medizinische Fakultät, Otto-von-Guericke-Universität, Magdeburg, Germany

Joachim Dudeck

*Institut für Medizinische Informatik, Justus-Liebig-Universität,
Gießen, Germany*

Rolf Engelbrecht

*MEDIS-Institut für Medizinische Informatik und Systemforschung, GSF-
Forschungszentrum für Umwelt und Gesundheit, Neuherberg, Germany*

Günther Gell

*Institut für Medizinische Informatik, Statistik und Dokumentation,
Universität Graz, Austria*

Hans-Ulrich Prokosch

*Institut für Medizinische Informatik und Biomathematik,
Westfälische Wilhelms-Universität, Münster, Germany*

IOS
Press
OHM
Ohmsha

Amsterdam • Berlin • Oxford • Tokyo • Washington, DC

© 2000, Organising Committee of MIE2000–GMDS2000

All rights reserved. No part of this book may be reproduced, stored in a retrieval system, or transmitted, in any form or by any means, without the prior written permission from the publisher.

ISBN 1 58603 063 9 (IOS Press)

ISBN 4 274 90395 8 C3047 (Ohmsha)

Library of Congress Catalog Card Number: 00-106864

Publisher

IOS Press

Nieuwe Hemweg 6B

1013 BG Amsterdam

The Netherlands

fax: +31 20 620 3419

e-mail: order@iospress.nl

Distributor in the UK and Ireland

IOS Press/Lavis Marketing

73 Lime Walk

Headington

Oxford OX3 7AD

England

fax: +44 1865 75 0079

Distributor in the USA and Canada

IOS Press, Inc.

5795-G Burke Centre Parkway

Burke, VA 22015

USA

fax: +1 703 323 3668

e-mail: iosbooks@iospress.com

Distributor in Germany

IOS Press

Spandauer Strasse 2

D-10178 Berlin

Germany

fax: +49 30 242 3113

Distributor in Japan

Ohmsha, Ltd.

3-1 Kanda Nishiki-cho

Chiyoda-ku, Tokyo 101

Japan

fax: +81 3 3233 2426

LEGAL NOTICE

The publisher is not responsible for the use which might be made of the following information.

PRINTED IN THE NETHERLANDS

Contents

Preface	v
Evidence-Based Medicine & Meta-Analysis	
MedView-Design and Adoption of an Interactive System for Oral Medicine, <i>Y. Ali, G. Falkman, L. Hallnäs, M. Jontell, N. Nazari and O. Torgersson</i>	3
Information Visualisation in Clinical Medicine Using 3D Parallel Diagrams: A Case History, <i>G. Falkman, M. Jontell and N. Nazari</i>	8
Clinical Workstations Supporting Evidence-Based Medicine, <i>S. Graeber and D. Geiß</i>	14
Do Children with Hodgkin's Disease Have a Better Prognosis than Adults? Application of a Generalised Linear Model to a Systematic Review of Published Results, <i>J. Franklin</i>	18
Systems of Evidence-Based Healthcare and Personalised Health Information: Some International and National Trends, <i>C. Gordon, J.A. Muir Gray, B. Toth and M. Veloso</i>	23
Improving the Calculation of Confidence Intervals for the Number Needed to Treat, <i>R. Bender</i>	29
Danger of Misuse of Meta-Analyses for Observational Studies Based on Published Data, <i>W. Sauerbrei and M. Blettner</i>	33
Combined Test Procedures in the Meta-Analysis of Controlled Clinical Trials, <i>G. Knapp and J. Hartung</i>	34
Meta-Analysis: Different Methods — Different Conclusions?, <i>A. Böckenhoff and J. Hartung</i>	39
Modelling and Simulation	
Simulation to Estimate the Capacity of a Stroke Unit, <i>M. Heinrichs, R. Beekman and M. Limburg</i>	47
Modelling Health Care Processes for Eliciting User Requirements: A Way to Link a Quality Paradigm and Clinical Information System Design, <i>P. Staccini, M. Joubert, J.-F. Quaranta, D. Fieschi and M. Fieschi</i>	51
Analysis and Modeling of the Treatment Process Characterizing the Cooperation within Multi-Professional Treatment Teams, <i>E. Ammenwerth, F. Ehlers, R. Eichstädter, R. Haux, B. Kruppa, P. Parzer, U. Pohl and F. Resch</i>	57
Building a Web-Based Drug Ordering System for Hospitals: from Requirements Engineering to Prototyping, <i>U. Hübner, F. Klein, J. Hofstetter, G. Kammeyer and H. Seete</i>	62
From Primary Edges to Contours: Modelling Contour Integration in Human Early Vision, <i>D. Lungeanu, V. Cotîrlea and L. Hanga</i>	68
Diskussion einer aktuellen Publikation zur Wirkung von Knoblauch auf Athero- sklerose, <i>T. Friede and G. Nehmiz</i>	73
Modellwahl bei longitudinalen Daten — am Beispiel einer Studie zur Langzeit- wirkung von Knoblauch auf Fettablagerungen in Arterien, <i>E. Schuster</i>	77

Convergence Diagnosis for Gibbs Sampling Output, <i>U. Mansmann</i>	83
Applying Bayesian Analysis and Gibbs Sampling to General Linear Mixed Models in the Analysis of a Randomized Study on the Longterm Effect of Garlic on Atherosclerosis, <i>J. König</i>	88

Epidemiological Methods

Eignen sich Daten über Arzneimittelverordnungen für das Erkennen arbeitsbedingter Gesundheitsgefahren?, <i>W. Bödeker, A. Ochsmann, S. Bieniek, M. Friedrichs and R. Hanßen</i>	91
A Simulation Approach to Study Planning for Large-Scale Epidemiological Surveys, <i>D. Alte, C. Adam, J. Lüdemann and U. John</i>	96
Epidemiologische Methodik einer Versorgungsanalyse von chronischen Schmerz-patienten, <i>B.Th. Baune</i>	101
Application of Artificial Neural Network for the Identification of Fresh Water Bacteria, <i>M. Giacomini, C. Ruggiero, F. Caneva and S. Bertone</i>	106
Methodological Aspects and Problems of a Hospital-Based Case-Control Study on Uveal Melanoma. A Case Study, <i>A. Stang, W. Ahrens, G. Anastassiou, N. Bornfeld and K.H. Jöckel</i>	111
Epidemiologie und Ökonomie von <i>Helicobacter pylori</i> Infektionen, <i>D. Schröder-Bernhardi, E. Perez and G. Dietlein</i>	114
Das Entropie-Konzept als Möglichkeit zur Gewinnung von Masszahlen für Nominalskalierte Daten in der Gesundheitsberichterstattung, <i>C.M. Erben</i>	118
Characteristics of Place of Residence — a Reason for Non-Response in Population-Based Epidemiological Studies? Analysis of Non-Response in the Study of Health in Pomerania (SHIP), <i>S. Sauer, D. Alte and U. John</i>	120

Epidemiological Surveillance and Health Reporting

Moderne Surveillance von Infektionskrankheiten — Notwendige Strukturen und Elemente für ein effektives Überwachungssystem, <i>D. Litz, R. Reintjes, L. Wille and A. Krämer</i>	123
Start der Gesundheitsberichterstattung des Bundes am Robert Koch-Institut, <i>T. Ziese</i>	128
Empirische Bayesschätzer im Disease Mapping, <i>D. Böhning</i>	132
Diagnostic, Therapeutic and Economic Value of Intravascular Ultrasound (IVUS) Imaging in Patients with Coronary Artery Disease and in Patients after Heart Transplantation, <i>V. Klauss, U. Siebert, J. Peeters, E. Regar, J. Rieber, P. Aidelsberger, M. Corzillius, N. Mühlberger and J. Wasem</i>	133
Regionalanalyse prognostizierter Krebserkrankungszahlen in Niedersachsen, <i>J. Kieschke, M. Rohde and I. Wellmann</i>	134
Descriptive Epidemiology of Cutaneous Malignant Melanoma. Analyses of German Cancer Registry Data, <i>K. Stang, A. Stang, C. Stegmaier, H. Ziegler, B. Eisinger, R. Stabenow and K.H. Jöckel</i>	139
Gesundheits-Surveillance im ÖGD NRW mit Geoinformationssystemen, <i>W. Hellmeier, A. Queste and R. Fehr</i>	143
Über das retrospektive Erkennen von Problempatienten, <i>F. Kretzschmar</i>	149

Epidemiological Methods / Epidemiological Surveillance and Health Reporting

Romanian Perspective on Health Reporting, <i>I.-O. Ciubota, L. Botezat and C. Botezat</i>	153
Cartographic Mapping of Health Data, <i>G. Greiner, G. Kundt and L. Gierl</i>	156
Cost-Effectiveness of Drug Resistance Testing for the Adaptation of Treatment in HIV-Infected Patients, <i>N. Mühlberger, M. Corzilius, G. Sroczynski, U. Siebert, J. Peeters and J. Wasem</i>	160
ICD-10-SGBV and ICD-10-Diagnosenthesaurus — Advantages and Disadvantages as well as Further Development —, <i>B. Graubner</i>	161
Typing of Diseases in the Hungarian Minimal Basic Data Set for Hospital Treatment Episodes, <i>G. Surján and G. Héja</i>	165
Epidemiology of Football Injuries — Influence of Definition and Data Collection on the Incidence of Injuries, <i>A. Junge and J. Dvorak</i>	170

Diagnostic and Prognostic Studies

Bidirectional Classification Procedures: Double Tree and Double Cluster, <i>H. Hecker</i>	175
Intellectual Systems for Differential Diagnostics within Groups of Hardly Distinguished Diseases, <i>O.Y. Mayorov and M.D. Katz</i>	180
Application of Kohonen Neural Network for the Elaboration of Electrogastrograms, <i>M. Giacomini, C. Ruggiero and C. Mansi</i>	185
Vergleichende Beurteilung des Balanceverhaltens verschiedener Randomisierungsverfahren für den unstratifizierten Fall, <i>G. Kundt</i>	190
Normal Ranges of Neuropsychological Tests for the Diagnosis of Alzheimer's Disease, <i>M. Berres, A.U. Monsch, F. Bernasconi, B. Thalmann and H.B. Stähelin</i>	195

Design and Application of Evaluation, Validation and Assessment

User Requirements in a System Development & Evaluation Context, <i>J. Brender and P. McNair</i>	203
Evaluation of DICE, a Terminological System for Intensive Care, <i>N.F. de Keizer, A. Abu-Hanna and R. Cornet</i>	208
Lack of Adequate Medical Involvement in Patient Centred Information Technology, <i>P. Colreavy</i>	213
Designing, Specifying and Evaluating a New Repeat Prescribing Process for UK General Practice, <i>R.G. Wilson, C. Bojke, S. O'Neill, M.J. Winter, N.K. Jones, R.C. Sugden, I.N. Purves and J.G. Kennedy</i>	219
The User in the Design Process of an EPR, <i>M.J. van der Meijden, H.J. Tange, J. Boiten, J. Troost and A. Hasman</i>	224
Utilisation of Computerised Clinical Guidance in General Practice Consultations, <i>R.G. Wilson, I.N. Purves and D. Smith</i>	229
Integrating Users' Activity Analysis in the Design and Assessment of Medical Software Applications: The Example of Anesthesia, <i>M.C. Beuscart-Zéphir, F. Anceaux and J.M. Renard</i>	234
Comparing Assessment of Appropriateness of Diagnostic Tests between a Human Expert and an Automated Reminder System, <i>R. Bindels, R.A.G. Winkens, J.W. van Wersch, P. Pop and A. Hasman</i>	239

Evaluation of the Computer-Based Dispatching System for Emergency Medical Dispatch, <i>A. Ripanu and M. Oprisan</i>	244
Teaching Computer Classes at the University Hospital of Münster — Evaluation of Long-Term Results, <i>U. Veltmann, U. Eschmann and H.U. Prokosch</i>	251
 Organizational Issues	
Technological Changes in the Healthcare Sector. A Method to Assess Change Readiness, <i>M. Kristensen and C. Nøhr</i>	259
Technology Development and Implementation in the Public Health Institutions: A Strategic and Pedagogical Task for the Learning Organization, <i>H.S. Wentzer</i>	264
 Information on the Internet	
HONselect: A Multilingual and Intelligent Search Tool Integrating Heterogeneous Web Resources, <i>C. Boyer, V. Baujard, V. Griesser and J.R. Scherrer</i>	273
EU-Project medCERTAIN: Certification and Rating of Trustworthy and Assessed Health Information on the Net, <i>G. Eysenbach, T. Diepgen, K. Lampe and D. Brickley</i>	279
Quality Assurance of Medical Information on the Internet, <i>K. Adelhard</i>	284
TEAC-Health — Research-Based Recommendations for European Certification of Health Telematics Services, <i>J. Forsström and M. Rigby</i>	288
 Workflow	
Towards a New Dimension in Clinical Information Processing, <i>P. Dadam and M. Reichert</i>	295
Is Workflow Technology Suitable to Represent and Manage Clinical Trials?, <i>P. Fazi, P. Grifoni, D. Luzi, F.L. Ricci and M. Vignetti</i>	302
 Issues of Trial Design	
Verblindete Fallzahlenanpassung in Äquivalenzstudien, <i>T. Friede and M. Kieser</i>	309
A New Class of Self-Designing Clinical Trials, <i>J. Hartung</i>	310
Stabile multivariate Tests aus der Sicht der zugehörigen Konfidenzbereiche, <i>S. Kropf and J. Läuter</i>	315
A New Approach to Adjust for Multivariate Confounders in Small Randomized Studies Applied to Dendritic Cell Vaccination Data, <i>K.M. Wittkowski</i>	321
 The Impact of the Internet on Clinical Trials	
Telecare of Diabetic Patients with Intensified Insulin Therapy, A Randomized Clinical Trial, <i>E. Biermann, W. Dietrich and E. Standl</i>	327
Clinical Trial Management and Remote Data Entry on the Internet Based on XML Case Report Forms, <i>P. Wübbelt, G. Fernandez and J. Heymer</i>	333

A New Generation of Remote Data Entry: Using WAP-Phones in Clinical Trials, <i>C. Eikemeier, R. Grütter and K. Heitmann</i>	338
Akzeptanz und Zukunft des Internets für klinischen Studien in Deutschland — Ergebnisse einer Umfrage, <i>W. Kuchinke, H.-P. Eich and C. Ohmann</i>	343
Internetbasierte Anwendungsbeobachtung in gastroenterologischen Schwerpunktpraxen — Aspekte der Qualitätskontrolle —, <i>C. Ose, H. Hirche, K.-H. Jöckel, B. Küppers, L. Warth and B. Rammler</i>	348

Quality

Implementierung eines QM-Systems nach der ISO 9001 in epidemiologische Studien, <i>K. Schuldt, A. Stang and K.-H. Jöckel</i>	355
Using ICD-10 for Case Groups, <i>J. Stausberg, A. Zaiß, J. Fuchs and A. Berke</i>	359
Informationsergänzung aus einer Tumordatenbank zu einem PDMS — Möglichkeiten und Grenzen —, <i>T. Fahlbusch, U.A. Gansert and P. Brenk</i>	364
Individualisierung der Therapie am Beispiel der Antibiotikadosierung, <i>D. Steffen and L. Gierl</i>	369
RESIS-3D — ein Krankenhaus-Geoinformationssystem zur Ausbreitungs- überwachung für resistente Erreger, <i>D. Ihracky, D. Steffen and L. Gierl</i>	374
Qualitätssicherung durch evidenz-basierte Evaluation von Behandlungsverläufen (am Beispiel der Zahnmedizin), <i>M. Kus, W. Walther and M.B. Wischnewsky</i>	379
Quality Assurance Issues Concerning Healthcare Information Systems Project Development, <i>M. Bazavan and R. Dimitriu</i>	383
Application of Genetic Programming for the Differential Diagnosis of Acid — Base and Anion Gap Disorders, <i>A. Malolepszy, E. Kacki and T. Dogdanik</i>	388

Quality and Cost Evaluation

A Loss-Effectiveness Analysis of Risk-Adapted Surveillance after Colorectal Polypectomy, <i>U. Mansmann</i>	395
Can Factors Influencing In-Patient Treatment in Hodgkin's Disease Be Identified? — Retrospective Analysis of HD6 patients of the GHSG, <i>B. Pfistner, U. Paulus, J.P. Glossmann, R. Walshe, H. Tesch and V. Diehl</i>	399

Modelling of Heterogeneity

Heritability of Death from Respiratory Diseases: An Analysis of Danish Twin Survival Data Using a Correlated Frailty Model, <i>A. Wienke, K. Christensen, N.V. Holm and A.I. Yashin</i>	407
Multivariate Frailty Model with a Major Gene: Application to Genealogical Data, <i>A. Begun, B. Desjardins, I. Iachine and A. Yashin</i>	412
Mixture Models and Modelling Heterogeneity of the Regional Distribution of Avoidable Death in Germany 1995, <i>P. Schlattman</i>	417
Use of Linear Mixed Models to Detect Irregular Fetal Growth, <i>J. König, C. Bruss and H.-J. Hendrik</i>	423

Natural Language Processing

Suregen2: A Model-Based Generator for Surgical Reports, <i>D. Kraus</i>	429
CIM Explorer — Intelligent Tool for Exploring the ICD Romanian Version, <i>F. Filip and C. Haras</i>	433
Semantic Analysis of Medical Free Texts, <i>M. Romacker, U. Hahn, S. Schulz and R. Klar</i>	438
Identifying Proper Names in Parallel Medical Terminologies, <i>O. Bodenreider and P. Zweigenbaum</i>	443
Tagging Medical Texts: A Rule-Based Experiment, <i>P. Ruch, P. Bouillon, G. Robert, R. Baud and A.-M. Rassinoux</i>	448
A Toolset for Medical Text Processing, <i>R.H. Baud, C. Lovis, P. Ruch and A.-M. Rassinoux</i>	456

Mixed Topics of Medical Informatics

Agent-Oriented Captology for Medical Informatics, <i>B.E. Bărbat, C.B. Zamfirescu and G. Costache</i>	465
WaX: A Personal Healthcare Knowledge Management System for Professionals, <i>T. Benson</i>	470
Neural Network Prediction of Polyproline Type II Secondary Structures, <i>M. Siermala and M. Juhola</i>	475
Structured Clinical Documentation for the Assessment of Medical Care, <i>S. Hölzer, W. Wächter, U. Altmann, R. Schweiger and J. Dudeck</i>	480
Availability and Accuracy of Electronic Patient Data for Medical Practice Assessment, <i>H. Prins, F.H. Kruisinga, H.A. Büller and J.H.M. Zwetsloot-Schonk</i>	484
The Impact of Electronic Health Information and Computer-Mediated Communication for the Coping Abilities of Cancer Patients, <i>A. Scheiber and M. Gründel</i>	489
Entwicklung eines Lehr- und Lernsystems für Neurochirurgie, <i>P.P. Bastani, N. Osada, I. Schwering, N. Meier, H. Wassmann and W. Köpcke</i>	490
A Flexible Architecture for Constructing and Executing Tutoring Processes, <i>A. Martens, J. Bernauer, T. Illmann, C. Scheuerer and A. Seitz</i>	494
Practical Aspects to Realize Data Transfer between a Patient Administration Mastersystem and Clinical Subsystems Using ProtoGen/HL7, <i>B. Jung, A. Goldschmidt and S. Langenberg</i>	499
Anbindung eines Anästhesie-Informations-Management-Systems an das Patienten- Daten-Management-System einer Intensivstation, <i>C. Fuchs, M. Benson, A. Michel, A. Junger, D. Brammen, K. Marquardt and G. Hempelmann</i>	504
Möglichkeiten der Telemedizin in Anästhesie und Intensivmedizin, <i>L. Quinzio, A. Junger, C. Fuchs, G. Sciuk, T. Meier, A. Michel and G. Hempelmann</i>	509
Anwenderzufriedenheit von Patienten-Daten-Management-Systemen (PDMS) in der Intensivmedizin, <i>A. Junger, M. Benson, L. Quinzio, C. Fuchs, A. Michel, K. Marquardt and G. Hempelmann</i>	513
Systematische Evaluierung der Anwenderzufriedenheit von Ärzten mit einem Krankenhausinformationssystem — Erste Ergebnisse, <i>O. Boy, C. Ohmann, B. Aust, H.P. Eich, M. Koller, O. Knode and U. Nolte</i>	518

IT-unterstütztes Geschäftsprozessmanagement Am Beispiel einer Reproduktions- medizinischen Einrichtung in einer Universitätsklinik, <i>M.S. Kupka, T. Ellinger, O. Boy, H. van der Ven, M.P. Baur and A.J.W. Goldschmidt</i>	523
HL7-Parsing mit Endlichen Automaten, <i>C. Ziegert, R. Weiß and A.J. Porth</i>	528
Mehrfacherfassungen von Patienten in Patientendatenmanagementsystemen, <i>P. Brenk, U.A. Gansert and T. Fahlbusch</i>	533

Computer Based Training / Education in Medical Informatics

Multimedia-Based Courseware in the Virtual Learning Center at the Hannover Medical School, <i>H.K. Matthies, U. von Jan, A.J. Porth, M. Tatagiba, A.C. Stan and G.F. Walter</i>	541
Medical Informatics Education for "Allied" Profiles, <i>G.I. Mihalas, D. Lungeanu, C. Vernic, A. Kigyosi and M. Petrescu</i>	546
IPHIE: An International Partnership in Health Informatics Education, <i>M.W.M. Jaspers, R.M. Gardner, L.C. Gatewood, R. Haux, F.J. Leven, M. Limburg, J.H. Ravesloot, D. Schmidt and T. Wetter</i>	549
The French Virtual Medical University, <i>P. Beux, F. Duff, A. Fresnel, Y. Berland, R. Beuscart, A. Burgun, J.M. Brunetaud, G. Chatellier, S. Darmoni, R. Duvauferrier, M. Fieschi, P. Gillois, F. Guillé, F. Kohler, D. Pagonis, B. Pouliquen, G. Soula and J. Weber</i>	554
DiasNet — an Internet Tool for Communication and Education in Diabetes, <i>O.K. Hejlesen, S. Plougmann and D.A. Cavan</i>	563
AUDIX: A Knowledge-Based System for Speech-Therapeutic Auditory Discrimination Exercises, <i>B. Grawemeyer, R. Cox and C. Lum</i>	568
Virtual Training Simulator — Designer of EEG Signals for Tutoring Students and Doctors to Methods of Quantitative EEG Analysis (qEEG), <i>O.Y. Mayorov</i>	573
Web-Based Multimedia Courseware for Emergency Cardiac Patient Management Simulations, <i>V. Ambrosiadou, T. Compton, T. Panchal and S. Polovina</i>	578
Integrated Internet Based Tools for Learning and Evaluating the International Classification of Nursing Practice, <i>C.-S. Alecu, E. Jitaru and I. Moisil</i>	583
WWW-Based Continuing Medical Education: How Do General Practitioners Use it?, <i>C. Dickmann, E. Habermeyer and K. Spitzer</i>	588

Electronic Patient Record

Identification in Healthcare. Is There a Place for Unique Patient Identifiers? Is There a Place for the Master Patient Index?, <i>G. Freriks</i>	595
A Computerised Guideline for the Management of Diabetes, <i>P. Barahona, F. Azevedo, M. Veloso, N. Estêvão and R. Gallego</i>	600
How Can Electronic Patient Records Help Innovate Health Care?, <i>P. Elberg</i>	605
A Secure Web-Based Medical Digital Library Architecture Based on TTPs, <i>I. Papadakis, V. Chrissikopoulos and D. Polemi</i>	610
The Electronic Medical Record: Using Documents for Information Capture, <i>F. Laforest and A. Flory</i>	617
An Object-Oriented Approach for Structuring the Electronic Medical Record, <i>F. Banhart and R. Lohmann</i>	622

The Danish EPR Observatory. Assessing Organisational Impact from EPR Implementation, <i>M. Kristensen, C. Nøhr and S.K. Andersen</i>	627
Long Term Preservation of Electronic Health Records – Recommendations in a Large Teaching Hospital in Belgium, <i>F.H. Roger France, Cl. Beguin, R. van Breugel and Cl. Piret</i>	632
Issues in Designing a Controlled Vocabulary and a Patient Data Representation Model for a Hospital-Wide EPR System, <i>C. Breant and F. Borst</i>	637
Archiving of Care Related Information in XML-format, <i>T. Olhede and H.E. Peterson</i>	642
Sharing Medication Data Using the InterCare Architecture, <i>H. Lodder, L. Wolf and J. Vernee</i>	647
Czech National Data Standards Implementations in ORCA Electronic Patient Record in Cardiology, <i>V. Přebík, H. Grünfeldová, P. Hanzlíček, J. Peleška and J. Zvárová</i>	652
The Black Sea Tele-Diab System: Development-Implementation-Clinical Evaluation, <i>S. Pruna, M. Georgescu, E. Stanciu, R.M. Dixon and N.D. Harris</i>	656

Patient Empowerment

A Personalised Healthcare Information Delivery System: Pushing Customised Healthcare Information over the WWW, <i>S.S.R. Abidi and A. Goh</i>	663
Differences in Demographic Data Regarding Physicians and Patients in the US or Abroad Using a Medically Oriented Internet Information Service, <i>G. Quade, S. Zenker, B. Burde, R.-R. Riedel and A. Goldschmidt</i>	668
A MeSH Based Intelligent Search Intermediary for Consumer Health Information Systems, <i>G. Göbel, J. Masser and K.P. Pfeiffer</i>	673
A Caching Approach for XML Based Medical Data, <i>A.I. Vakali and A.S. Pombortsis</i>	678

Terminology

MUSTANG: Wiederverwendbare UMLS-basierte terminologische Dienste, <i>J. Ingenerf and J. Reiner</i>	685
Can We Classify Medical Data Dictionaries?, <i>T. Bürkle</i>	691
Requirements and Design Aspects of a Data Model for a Data Dictionary in Paediatric Oncology, <i>A. Merzweiler, P. Knaup, U. Creutzig, H. Ehlerding, R. Haux, V. Mludek, F.H. Schilling, R. Weber and T. Wiedemann</i>	696
Knowledge Engineering the UMLS, <i>S. Schulz, M. Romacker and U. Hahn</i>	701

Knowledge-Based Methods for Medical Decision Making

Transforming XML-Based Electronic Patient Records for Use in Medical Case Based Reasoning Systems, <i>S.S.R. Abidi and S. Manickam</i>	709
An Ontology-Driven Approach for the Acquisition and Execution of Clinical Guidelines, <i>P.A. de Clercq, J.A. Blom, A. Hasman and H.H.M. Korsten</i>	714
Case-Based Reasoning for Medical Knowledge-Based Systems, <i>R. Schmidt and L. Gierl</i>	720
AIDA — Zahnmedizinische Entscheidungsunterstützung, <i>E. Finkeissen, R. Weber, U. Koke, S. Haßfeld and T. Wetter</i>	726

Eine Methode zur Aufbereitung von Leitlinien für die computergestützte Entscheidungsfindung, <i>A.-K. Kaeding, G. Funkat, J. Hommel and V. Detschew</i>	731
Enabling Guidelines for Computer-Based Decision Support, <i>W. Moser, U. Heller, F.A. Gries and R. Engelbrecht</i>	735
Design, Implementation and Evaluation of a Clinical Decision Support System to Prevent Adverse Drug Events, <i>G. Del Fiol, B.H.S.C. Rocha and P. Nohama</i>	740
Tacit Knowledge — An Epistemological Framework and Implications for Research in Doctors Information Needs, <i>P. Thirup and P. Mikkelsen</i>	745

Statistical Methods for Medical Decision Making

Nearest Neighbour Classification with Heterogeneous Proximity Functions, <i>J. Laurikkala and M. Juhola</i>	753
A Model for Optimal Sequential Decisions Applied to Liver Transplantation, <i>G. Tusch</i>	758
Optimal Risk Assessment for Estimating the VSD in Experiment Carcinogenesis, <i>C.P. Kitsos and A. Limakopoulou</i>	763
Dimension Reduction for Highdimensional Online-Monitoring Data in Intensive Care, <i>M. Bauer, R. Fried and U. Gather</i>	767
Evaluation of a Probabilistic Model for Staging of Oesophageal Carcinoma, <i>L.C. van der Gaag, S. Renooij, B.M.P. Aleman and B.G. Taal</i>	772

Methodological Aspects of Data Warehouses and Data Mining

A Data Mining Approach to the Development of a Diagnostic Test for Male Infertility, <i>S. Dzeroski, D. Hristovski, T. Kunej and B. Peterlin</i>	779
Data Warehouse and Data Mining in a Surgical Clinic, <i>G. Tusch, M. Müller, K. Rohwer-Mensching, K. Heiringhoff and J. Klempnauer</i>	784
Data Mining and Structuring of Executable Data Analysis Reports: Guideline Development and Implementation in a Narrow Sense, <i>J. Karlsson and P. Eklund</i>	790
Detecting Predictors of New-Born Survival by Fuzzy Sets Based Machine Learning System, <i>Z. Lukačić, J. Kern and M. Težak-Benčić</i>	795
Implementation and Deployment of Healthcare Management Information System, <i>I. Zelic, B. Bercic, M. Pikec and S. Slavec</i>	799

Integration of Information Systems and Decision Support Functions

Conceptual Integration of Guidelines and Workflow into the Electronic Health Record, <i>G. Schadow, D.C. Russler and C.J. McDonald</i>	807
Decision Support for Infectious Diseases — A Working Prototype, <i>J. Joch, T. Bürkle and J. Dudeck</i>	812
Integrating Knowledge Based Functionality in Commercial Hospital Information Systems, <i>M.L. Müller, T. Ganslandt, H.P. Eich, K. Lang, C. Ohmann and H.U. Prokosch</i>	817
XML Structured Clinical Information: A Practical Example, <i>R. Schweiger, T. Bürkle, S. Hölzer and J. Dudeck</i>	822

Healthcare Knowledge Acquisition: An Ontology-Based Approach Using the Extensible Markup Language (XML), <i>C. Yu-N and S.S.R. Abidi</i>	827
Conception of an XML-Based Ontology for a Web-Based Medical Information Service, <i>R. Grütter, C. Eikemeier, W. Fierz and J. Steurer</i>	832
Health Expert's Tacit Knowledge Acquisition and Representation Using Specialised Healthcare Scenarios, <i>C. Yu-N and S.S.R. Abidi</i>	837
Redundant Thyroid Laboratory Diagnostic Modules in Laboratory Information System — A Way to Improve the Performance, <i>Z. Sonicki, A. Morin, T. Plasaj, D. Sonicki and Z. Kusić</i>	842
Graphical Tool for Navigation within the Semantic Network of the UMLS Metathesaurus on a Locally Installed Database, <i>T. Frankewitsch and H.U. Prokosch</i>	847
Decision Support in Medicine: A Survey of Problems of User Acceptance, <i>T. Wendt, P. Knaup-Gregori and A. Winter</i>	852
Knowledge Acquisition, Management and Representation for the Diagnostic Support in Human Inborn Errors of Metabolism, <i>R. Hofestädt, U. Mischke and U. Scholz</i>	857

Hospital Information Systems

Prototype of a JAVA/DICOM Image Server with Integrated Findings and Data Security, <i>J. Bernarding, A. Thiel, I. Decker, A. Grzesik, K.-J. Wolf and T. Tolxdorff</i>	865
Planning and Introduction of Clinical Documentation in a University Hospital, <i>V. Callegari and K.P. Pfeiffer</i>	870
Finding similar cases within a Hospital Information System, <i>F. Borst, G. Thurler, C. Breant, B. Lehner-Godinho, A. Calmy and C. Meier</i>	875
Purpose and Structure of Strategic Plans for Information Management in Hospitals, <i>B. Brigl, A. Buchauer, C. Dujat, S. Gräber, W. Hasselbring, R. Haux, A. Heinrich, H. Janssen, I. Kock and A. Winter</i>	880
Strategic Information Management for a Dutch University Hospital, <i>W. Hasselbring, R. Peterson, M. Smits and R. Spanjers</i>	885
Integrating Specialized Application Systems into Hospital Information Systems — Obstacles and Factors for Success, <i>P. Knaup, V. Mludek, T. Wiedemann, J. Bauer, R. Haux, L. Kim, F. Schilling and B. Selle</i>	890
The Development of a New Information Model for a Pediatric Cancer Registry on Late Treatment Sequelae in the Netherlands, <i>M.W.M. Jaspers, H. Caron, H. Behrendt, C. van den Bos, P. Bakker and F. Van Leeuwen</i>	895
Lessons learned from a Hospital Intranet Project, <i>Ø. Helland and K. Øyri</i>	900
Recommendations on the Design of Hospital Intranets, <i>F. Leiner, J. Verhey and O. Rienhoff</i>	904
Calming Admins and Managers — Experiences from Four Years Using Thin Client Technology in a Hospital Environment, <i>K.U. Heitmann, A. Koop, T. Morzinck and W. Schneichel</i>	912
Implementing an ICU-CIS integrated to a HIS in Latin America, <i>A. Espinosa</i>	916
Design Principles of a Clinical Information System for Intensive Care Units (ICUData), <i>A. Michel, M. Benson, A. Junger, G. Sciuk, G. Hempelmann, J. Dudeck and K. Marquardt</i>	921
Comparison of manual and automated documentation of adverse events with an Anesthesia Information Management System (AIMS), <i>M. Benson, A. Junger, A. Michel, G. Sciuk, L. Quinzio, K. Marquardt and G. Hempelmann</i>	925

Rechnergestützte Pflegedokumentation in der klinischen Routine, <i>E. Ammenwerth, R. Eichstädter, U. Pohl, R. Haux, S. Rebel and R. Spieß-Holusa</i>	930
Das klinische Arbeitsplatzsystem als zentrale Komponente eines Klinikinformationssystems, <i>L. Trautmann, A. Scherer, D. Geiß and S. Gräber</i>	936
Einsatz von standardisierten Pflegeplänen in rechnerbasierten Pflegedokumentations- systemen, <i>U. Pohl, R. Eichstädter, R. Spies-Holusa, E. Ammenwerth and R. Haux</i>	941
Entwicklung einer integrierten Stationskommunikation im Umfeld des KIS des Universitätsklinikums Freiburg, <i>M. Busch, M. Sauer, R. Marx, S. Bucher, A.W. Zaiss and R. Klar</i>	946
Eine Dokumentenanalyse herkömmlicher Patientenakten im Hinblick auf das Design einer digitalen Patientenakte, <i>U. Wegmann, U. Veltmann, U.K. Joos and H.U. Prokosch</i>	949
Das DRG-System stellt neue Dokumentationsanforderungen an die Krankenhäuser, <i>C. Kolodzig and R.G. Thurmayr</i>	954

Telematics in Health Care

Development of an Oncology Data Network in Germany, <i>U. Altmann, J. Dudeck, B. Eisinger, H. Kunath, G. Schott, H. Kurbjuhn, W. Wächter, A.G. Tafazzoli and F.R. Katz</i>	959
A Core Middleware Service in H.I.S.: The Experience of IC_PIDRM, <i>V. Verderio and P. Cooper</i>	964
An ICT Solution for Community Mental Health — Putting Virtuality into the Vision, <i>R. Draper and M. Rigby</i>	969
Dissemination of the Use of the Electronic Patient Record in High-Quality Workmanship: The Regional IT Consultant for Primary Care Doctors, <i>K. Demkjær, T. Lehrmann and T. Bové</i>	974
Distributed Information System Architecture for Primary Health Care, <i>M. Grammatikou, F. Stamatelopoulos and B. Maglaris</i>	978
MedIDok — An Intranet Tool for XML-based Data Modelling in Medicine, <i>M. Dugas and K. Überla</i>	983
A Regional Health Network Supported by Organisational Change. Cross Sectorial Electronic Referral and Confirmation of Booking, <i>T. Kaae</i>	988
Professional Communication for Co-ordination of Care: Inter-Mediation for a Better Management of Patients, <i>J.M. Renard, N. Souf, J.F. Kulik and R. Beuscart</i>	992
An Open, Component-based Architecture for Healthcare Information Systems, <i>A. Klingler</i>	997

Hospital Information Systems / Telematics

An Open Standard Platform for Interoperability of Medical Devices, <i>R. Ruiz, P. Woolman, J.M. Rubio, J. Perez, A. Bernal and M. Angel</i>	1005
Extended Applications with Smart Cards for Integration of Health Care and Health Insurance Services, <i>M. Sucholotiuc, L. Stefan, I. Dobre and M. Teseleanu</i>	1010
The Card Integrated into the Slovene Health Care Information System, <i>M. Sušelj</i>	1015
AX.25 Amateur Packet Radio as a Possible Emergency Network, <i>M. Petrescu and V. Toth</i>	1020

- Introduction of a Clinical Information System in a Regional General State Hospital of Athens, Greece, *J. Sarivouyioukas and A. Vagelatos* 1023
- Paperless Hospital: Reality, Dream or a Nightmare? *M. Madjaric, V. Neseck-Madjaric, H. Leitner, W. Köle, G. Gell and W. Leodolter* 1028

Telematics / Communication

- Relevance of Mandates, Notifications and Threads in the Management of Continuity of Care, *F. Consorti, C. Lalle, F.L. Ricci and A. Rossi-Mori* 1035
- XML for Immediate Discharge Letters in Scotland, *P.S. Woolman, J. Oates, J. Frame and J. Hardy* 1040
- The Communicative Function of Clinical Narrative in Radiology Reporting, *J. Rooksby and S. Kay* 1045
- An XML-Java System for HL7-Based Healthcare Informatics, *A. Goh, Y.L. Kum, S.Y. Mak and Y.T. Quek* 1051

Security

- Secure Interoperability of Patient Data Cards in Health Networks, *B. Blobel, V. Spiegel, P. Pharow, K. Engel and R. Engelbrecht* 1059
- Cryptographic Framework for Document-Objects Resulting from Multiparty Collaborative Transactions, *A. Goh* 1069
- Role-Based Access to Patients Clinical Data: The InterCare Approach in the Region of Crete, *G. Potamias, M. Tsiknakis, D. Katehakis, E. Karabela, V. Moustakis and S. Orphanoudakis* 1074
- Rollenbasiertes Konzept für den Zugriff auf Patientendaten im Mainzer Uniklinikum, *M. Sergl* 1080
- Ein Public-Key-System mit einem einzigen Schlüsselpaar für Patientenkarten, *H. Farroukh* 1086
- Eine Public-Key-Infrastruktur für Demonstratoren der Health Professional Card, *P. Pharow and B. Blobel* 1090
- Chipkartengestützte Sicherheit bei der Kommunikation im deutschen Gesundheitswesen, *D.-A. Clevert, H.-J. Schober-Halstenberg and U. Frei* 1096

Telemedicine

- MedStage — Platform for Information and Communication in Healthcare, *H. Schüll and V. Schmidt* 1101
- Physicians' Attitudes towards Health Telematics — An Empirical Survey, *B. Langer and T. Wetter* 1106
- Intranet Health Clinic: Web-based Medical Support Services Employing XML, *G. Stalidis, A. Prentza, I.N. Vlachos, G. Anogianakis, S. Maglayera and D. Koutsouris* 1112
- The Teleconsultation Service ENDOTEL: Implementation and First Experiences, *H. Sußmann, H. Griebel, H.-D. Allescher, K. Egger, W. Sandschin and A. Horsch* 1117

Telepathology Network: Conceptual Groundwork and Evaluation, <i>T. Ganslandt, E. Korsching, M.L. Müller, H. Herbst, H.-U. Spiegel, H.-U. Prokosch and N. Senninger</i>	1122
Telemedicine: Application of Telepathology-Remote Microscopy for Intraoperative Diagnoses on Frozen Sections, <i>A. Battmann, R. Knitza, S. Janzen, F. Fiedler, B. Stock, A. Schulz and B. Knoblauch</i>	1127
TelFam: A Telemedicine System for the Family Doctor Practices, <i>M. Kurzynski, E. Puchala and M. Wozniak</i>	1131
DICOM Extensions for Narrow-Band Networks, <i>J. Riesmeier, M. Eichelberg, D. Lemoine, V. Punys, N. Balogh and P. Jensch</i>	1136
Vital Signs Monitoring from Home with Open Systems, <i>S. Pavlopoulos, A. Anagnostaki, D. Koutsouris, A. Lymberis, P. Levene, M. Reynolds, N. Georgiadis, C. Lambrinoudakis and D. Gritzalis</i>	1141
The Croatian Telemedicine, <i>L. Kovačić, S. Lončarić, J. Paladino and J. Kern</i>	1146
Implementation of a Dedicated Optical Fibre Network for Real Time Stereo Imaging, <i>P.S. Chios and A.C. Tan</i>	1151
European Projects in Radiological Data Bases for Telemedicine and Teaching, <i>F.M. Drudi, G. Salcito, F. Trippa, A. Righi, F. Cascone and R. Passariello</i>	1156

Robotics

ROBO-SIM: A Simulator for Minimally Invasive Neurosurgery Using an Active Manipulator, <i>A. Radetzky, M. Rudolph, S. Starkie, B. Davies and L.M. Auer</i>	1165
3-D Visualization of the Newborn's Hip Joint Using Ultrasound and Automatic Image Segmentation, <i>U. von Jan, H.M. Overhoff and D. Lazovic</i>	1170
Pilot Study of Total Knee Arthroplasty Planning by Use of 3-D Ultrasound Image Volumes, <i>C. Macher, M. Liebing, D. Lazovic and H.M. Overhoff</i>	1175
3D-Computer animations in Cardiac Surgery, <i>P. Engels, M. Preisack, M. Schefer, R. Friedl, O. Gödje and A. Hannekum</i>	1180
Telemedicinal Virtual Reality for Cognitive Rehabilitation, <i>D. Gourlay, K.C. Lun and G. Liya</i>	1181
Web-Based Virtual Endoscopy, <i>S. Loncaric and T. Markovinovic</i>	1187

Image and Signal Processing

3-D Image Analysis of Abdominal Aortic Aneurysm, <i>M. Subasic, S. Loncaric and E. Sorantin</i>	1195
New DICOM Extensions for Softcopy and Hardcopy Display Consistency, <i>M. Eichelberg, J. Riesmeier, K. Kleber, D.H.W. Grönemeyer, H. Oosterwijk and P. Jensch</i>	1201
A Windows Based Viewing Application for Image Postprocessing in DICOM Format, <i>C. Gillessen, J. Ricke, A. Haderer, C. Zielinski, U. Teichgräber, T. Ehrenstein and R. Felix</i>	1206
A Neural Network Activex Based Integrated Image Processing Environment, <i>I. Ciuca, E. Jitaru, M. Alaicescu and I. Moisil</i>	1210
'LipTelephone' A Videophone for the Deaf, <i>N. Sarris, D. Simitipoulos and M.G. Strintzis</i>	1215

Artificial Neural Networks for Classifying Olfactory Signals, <i>R. Linder and S.J. Pöppel</i>	1220
An Anatomical Atlas to Support the Virtual Planning of Hip Operations, <i>J. Ehrhardt, H. Handels, T. Wegner, B. Strathmann, W. Plötz and S.J. Pöppel</i>	1226
Analysis of Periapical Lesion Using Statistical Textural Features, <i>B. Caputo and G.E. Gigante</i>	1231
Deformable Boundary Detection of Stents in Angiographic Images, <i>I. Kompatsiaris, D. Tzovaras, V. Koutkias, P. Dafas and M.G. Strintzis</i>	1235
Lossless Compression of Emission Tomography Images, <i>J. Mykkänen, T. Tossavainen and M. Juhola</i>	1240
Medical Image Compression by Cosine and Wavelet Transforms, <i>J. Puniene, V. Punys and J. Punys</i>	1245
Lossy Compression of Auditory Brainstem Response Signals, <i>T. Tossavainen, M. Juhola and T. Grönfors</i>	1250
Heart Rate Variability during Sleep Stages in Normals and in Patients with Sleep Apnea, <i>T. Penzel, A. Bunde, L. Grote, J.W. Kantelhardt, J.-H. Peter and K. Voigt</i>	1256
Atrial Heart Fibrillation Modeling: A Tool for Adequate Choice of Signal Processing Functions, <i>C. Glace, J.-P. Haton, J.-F. Stoltz and F. Kohler</i>	1261
Author Index	1267

Virtual training simulator - designer of EEG signals for tutoring students and doctors to methods of quantitative EEG analysis (qEEG)

Oleg Yu. MAYOROV

Kharkiv Medical Academy of Postgraduate Education, Ukrainian Institute of Children and Adolescents Health Protection, Ukrainian Association of Computer Medicine, P.O.BOX 7313, Kharkiv 61002, Ukraine; e-mail: nresearcher@yahoo.com

Abstract. Within the framework of the system for computer diagnostics of EEG (qEEG) NeuroResearcher™ 5.2 is created virtual training simulator - designer of EEG signals and models multidimensional neurodynamic systems of the brain. It is intended for tutoring with minimum engaging of mathematical formulas of doctors and students to comprehension of essence of mathematical methods (classical correlation and spectral analysis and newest methods of multi-dimensional analysis of neurodynamic systems of the brain), which are successfully used for quantitative EEG (qEEG).

1. Introduction

The prompt development of possibilities of computers has revived interest to potent method of diagnostics and research of the brain - electroencephalography (EEG) [1].

Besides it has allowed to insert in clinical practice and researches of the brain new potent mathematical methods.

In this connection there is a problem physiological/diagnostic interpreting of new secondary EEG indexes [2-5], and also study, how the performances of EEG signals influence on these indexes. Besides it is necessary to train with minimum engaging of mathematical formulas of doctors and students to comprehension of essence of mathematical methods of analysis, which are used for quantitative EEG analysis (qEEG).

2. Method

Within the framework of the system for computer diagnostics of EEG (qEEG) NeuroResearcher™ 5.2 [6, 7] is created the virtual training simulator - designer of EEG signals and models multi-dimensional neurodynamic systems of the brain.

The virtual training simulator-designer NeuroResearcher™ 5.2 comprises two units: 1. "Spectrum" unit; 2. "System analysis" unit. First of them is intended for doctors of all specialities, EEG specialists, students who want to master and 'feel' correlation and spectral-coherent analysis of biosignals (not only EEG, but ECG, EMG, etc., as well), which is widely used in various computer diagnostic technologies; for clinics, functional diagnosis rooms, institutes of advanced medical training, medical universities and colleges.

Second of them is intended for doctors and biologists, EEG specialists, neurobiologists, neurophysiologists, neurology and psychiatry investigators, psychopharmacologists, students - for all who wants to master and 'feel' the multidimensional spectral -coherence analysis of biosignals (EEG). This approach

is modern development of possibilities of classical methods - correlation and spectral-coherence analysis, practical implementation of that has become possible with appearance of modern computers.

3. Results

Creation of artificial "EEG - signals" with specified properties

At first stage of simulation an user has a possibility select of initial signals, construct of artificial "EEG - signals" from various initial incoherent signals of white noise consisting of different frequency bands with given frequency and phase characteristics in each of standard ranges of EEG (delta, theta, alpha, beta-1, beta-2) (fig.1, row A from window *Mixed signals*).

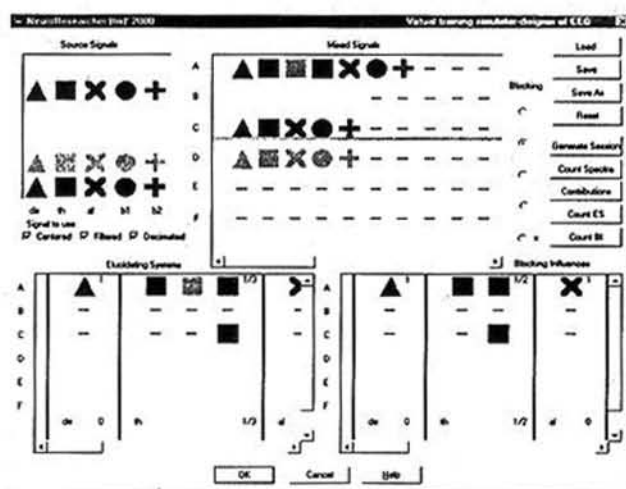


Fig. 1. Creation of artificial EEG - signals and systems with specified properties - selection of initial signals, construction of signals from various initial signals consisting of different frequency bands.

After designing (projection) of signals is completed, the system begins preparation of artificial "EEG signals". At this time system admixes various signals, and makes mathematical filtration by a set of special filters. This makes it possible to create signals with marked spectral and phase characteristics at user's choice by mixing and converting initial signals.

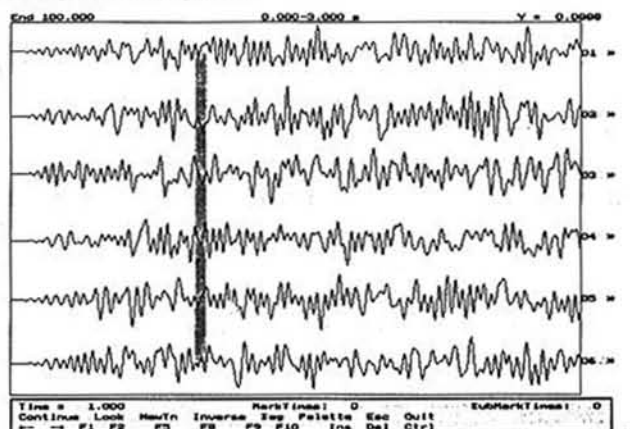


Fig.2 Visual checking of constructed "EEG - signals" - editor for viewing test signals.

Mastering by classical methods of correlation and spectral-coherent analysis of "EEG - signals"

At this stage EEG expert uses available in NeuroResearcher™ 5.2 mathematical means for mastering by classical methods of correlation and spectral analysis artificial EEG - signals and construction of the graphs of spectra (Fig.3).

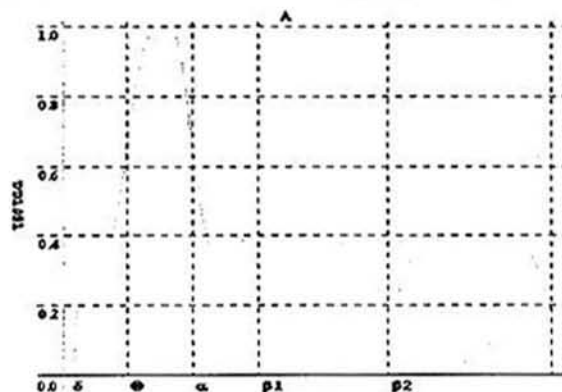


Fig.3 The graph of a spectrum of artificial EEG signal

This permits to understand how dominating rhythm is formed, what influences a value of one or another rhythm, how to treat phase relations (coherency) of two regions of the brain. It is possible also to compare advantages and disadvantages of spectral estimation on basis of Fast Fourier transform of signals and covariance-based spectral analysis. In the latter case it is possible to select any of 6 spectral windows and comparison of the spectral analysis results when using various spectral windows.

Besides at this stage it is possible to master delicacies (nuances) of correlation analysis of EEG - to carry out investigation of correlation analysis parameter influence - length of analysed EEG section (T), a value of the maximal time shift of correlation function (τ -max) etc. [9].

Important also, to train EEG expert to application of pair coherent analysis, which allows quantitatively to estimate interactions of two areas of the brain on each of frequencies from 0 up to 30 Hz. With its help a contributor can estimate of the direction of information flows in the brain depending on initial signals from which an user forms the initial test task, changing of coherence when the test conditions are changed.

Simulation multi-dimensional neurodynamic systems of the brain

As it is known, any activity of the brain has systemic character.

At the third stage of simulation an user has a possibility from a set of incoherent signals of white noise to construct artificial "EEG - signals" with given frequency and phase characteristics in each of standard ranges of EEG (delta, theta, alpha, beta-1, beta-2). It is possible to construct multidimensional neurodynamic system consisting from output (A) and 5 entering signals (B, C, D, E, F) (fig.1, window *Mixed signals*).

"System analysis" unit includes the following modes: 1. Elucidating systems; 2. Blocking influences. 3. Determining of contributions.

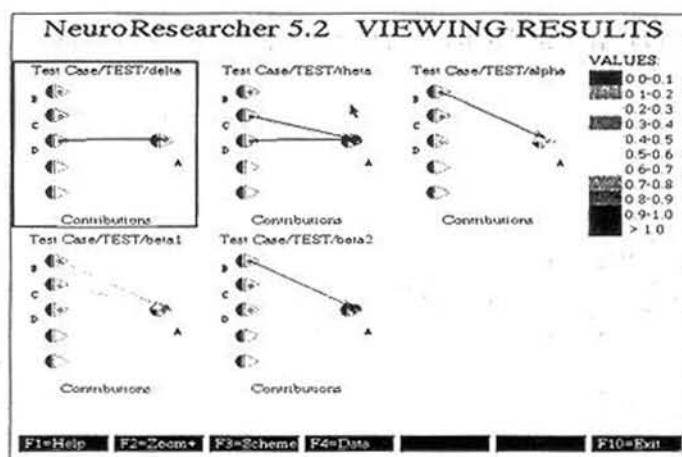


Fig.4 Outcomes of estimation of "contributions" in output process

1. *Elucidating systems* mode serves for investigating neurodynamic systems of the brain. It makes possible to investigate simultaneously several (more than 2) artificially created 'input' and 'output' signals; it is possible to create and then investigate systems consisting of various combinations of 6 such simultaneous signals; to reveal fine structure of interactions in various frequency bands; to solve problems of identification of signal propagation channels location of one or more signal sources (Fig.2, in the left lower window *Elucidating systems* are prognosticated results of systems analysis in each researched frequency range schematically represented).

2. *Blocking influences* mode serves for investigating system interactions in 'pure' form, eliminating (blocking) influence of separate signal sources or whole systems on *intra-system* interactions, in other words to simulate mathematical 'cutting' of *intra-* and *intersystem* influences, which makes it possible to evaluate in 'pure' form *intrasystem* interactions and *intersystem* influences; to solve problems of identification of signal propagation tracts; locate one or more signal sources (Fig.2, in the right lower window *Blocking Influences* are prognosticated results of systems analysis "blockade of influences " of some signals on "output" process in each researched frequency range schematically represented).

3. *Determining of contributions mode*. We recommend to use this mode after 'Elucidating systems' and 'Blocking influences' modes. It makes possible to quantitatively estimate real 'contribution' of separate signals in 'output' process; to detect a set of structures that actually take part in system activity under investigation; to detect fine neurodynamic structure of brain interactions (Fig. 3).

4. Conclusions

Circumscribed training simulator - designer of EEG signals and models multidimensional neurodynamic systems of the brain is equally effective for initial EEG experts, and for experienced clinicians. It allows to understand a genesis of a parentage of this or that EEG waveform, to apply methods of quantitative EEG analysis (qEEG) and to understand influence of brain bioelectrical activity character on a modification of secondary EEG indexes. Experienced clinician can use training simulator - designer for best interpreting of outcomes researches of neurodynamic system of the brain.

5. Summary

Thus, the creation training simulator - designers of various electrophysiological signals of man is perspective direction for implantation of new medical educational (learning) technologies.

References

- [1] H.D. Abraham, F.D. Duffy. Stable quantitative EEG difference in post-LSD visual disorder split-half analysis: evidence for disinhibition. *Psychiatr. Res.* 1996: 67:173.
- [2] O.Yu.Mayorov. New multivariate secondary EEG /ESCoG index for quantitative evaluation of some fundamental properties of integrative cerebral activity under emotional stress. In: "Emotional stress: physiological, medical and social aspects" /Ed.by K.V.Sudakov, F.P.Vediaev, O.Yu.Mayorov, Kharkiv, Prapor, 1990.
- [3] O.Yu.Mayorov. Neurodynamic structure of system mechanisms stipulating the state of visceral and behavioral components of resistance to emotional stress. Third IBRO World Congress of Neuroscience, Montreal, Canada, August 4-9,1991.
- [4] O.Yu.Mayorov. Emotional Stress Resistance: Mechanisms and Measures. Proceedings of First World Congress on Stress, NIH, Bethesda, USA, 1994.
- [5] O.Yu.Mayorov. Estimation of functional asymmetry of hemispheres of healthy and sick brain: a new secondary multivariate index of EEG. Fourth IBRO World Congress of Neuroscience. July 9-14,1995 Kyoto, Japan.
- [6] O.Yu.Mayorov. Apparatus-programme complex for computer analysis of electroencephalograms (electrosuicortocograms) - 'NeuroResearcher™ 2.0'. IV-th Congress of World Federation of Ukrainian Medical Associations, Ukraine, Kharkiv, 1991.
- [7] O.Yu.Mayorov, R.M. Baevsky. Application of space technologies for valuation of a stress level. MIE'99, XY European Congress on Medical Informatics. IOS Press (Ljubljana, Slovenia, August, 1999). p. 352-356.
- [8] O.Yu.Mayorov, A.B. Glukhov. Parameter's choice and errors evaluation in EEG digital spectral analysis. *Journal of "Human Physiology"*, vol.14. N 1, 1988. pp.81-86.